

Catalogue 2014

VIKING®



VIKING – A member of the STIHL Group.

LOVE YOUR LAWN

Even in the most beautiful of gardens there is always room for improvement. At VIKING, we apply this same principle to our machines. For 2014 we have not only launched a number of attractive new products, but have also enhanced the equipment and design of numerous products from our existing range.








We've invested a great deal of energy in the new iMow robotic mowers. VIKING Managing Director, Dr. Peter Pretzsch: "Our engineers have exploited all of their innovative strength and created a completely new generation of robotic mowers."

The T6 Series lawn tractors feature a completely revised design, as well as technical refinements such as the new synchronous mowing deck.

Find out for yourself in the following pages and from your VIKING Specialist Dealer.



THE NEW iMow MODEL MI 632 P

LAWN MOWERS		08-55
ROBOTIC MOWERS		56-61
RIDE-ON MOWERS		62-81
SCARIFIERS		82-85
GARDEN SHREDDERS		86-97
TILLERS		98-103
JUNIOR RANGE		104-105
INNOVATIVE PRODUCT TECHNOLOGY		106-107





Love your lawn



ACHIEVING A BEAUTIFUL AND HARD WEARING LAWN.




MOWING: Regular mowing makes a lawn dense and attractive. The grass forms new side shoots and weeds are suppressed. In most countries, the optimum cutting height is 3.5 to 5 cm.



WATERING: Better to water less often and for a lengthy period than more often but briefly. You can test whether the quantity of water is sufficient using a spade: Cut a sod to a depth of around 15 cm and check whether the water has penetrated to a sufficient depth.



FERTILISING: At the beginning of the growth period, in approx. mid-March, your lawn needs a large amount of nutrients. Good fertilisers contain nitrogen, potash, phosphates and magnesium in balanced proportions.



MULCHING: Grass itself is an excellent fertiliser. With regular cutting, using a mulching mower, the grass clippings can remain on the lawn. They decompose and the nitrogen they contain is rapidly mineralised.



AUTUMN LEAVES: Should be removed quickly. Not just for visual reasons, but so that the lawn does not 'suffocate' due to a lack of air and light. During winter, grass should not exceed the normal cutting height of approx. 4 cm.



WELL-TENDED LAWN WITH VIKING.

Further useful tips for a garden that brings pleasure can be found in the VIKING brochure for optimal lawn care. Providing useful tips for maintaining your lawn. Free from your VIKING specialist dealer.



WHICH MOWER IS RIGHT FOR YOU?

1. HOW LARGE IS THE LAWN YOU WOULD LIKE TO MOW?

The table to the right can be used to find out which lawn mower is most suitable for your garden. The length of the green bars indicate the respective lawn sizes. Tip: Electric and battery-powered mowers are more suitable for smaller gardens, petrol mowers are more suited to large ones.




2. WHAT TYPE OF DRIVE DO YOU PREFER?

Electric motors are relatively quiet and have no exhaust emissions. Battery-powered mowers operate without a cable, providing total freedom of movement. A robust petrol engine, in contrast, provides a great deal of power and thus a larger cutting width for more extensive lawns. The battery-powered, electric and petrol lawn mowers are shown from top to bottom in the table on the right.































3. GRASS COLLECTION OR MULCHING?

All VIKING lawn mowers (except the R Series) have a grass catcher box for collecting grass cuttings. Mulching is another option (except the 2 Series). The grass is finely shredded and falls onto the ground where it acts as a natural fertiliser. A further advantage: No disposal of the clippings is required.



EXPLANATION OF SYMBOLS AND ABBREVIATIONS		
Explanation of model designations C = Comfort equipment M = Mulching R = Rear roller G = 3-speed gearing S = BBC (blade brake clutch) T = 1-speed gearing K = Kawasaki engine V = Vario drive P = Performance		
Explanation of symbols □ = can be retrofitted ■ = standard – = cannot be retrofitted		
Additional symbols RS = ReadyStart SC = SmartChoke BBC = Blade brake clutch OHV/DOV = Overhead valves HS = Handlebar start ES = Electric start MS = Motorstop		
		Weight specifications, unless otherwise stated, relate to the net machine weight excluding fuel and lubricant (petrol, oil), battery pack or cable.

OVERVIEW

		m ²									cm	Features
		300 m ²	370 m ²	500 m ²	600 m ²	800 m ²	1,200 m ²	1,800 m ²	2,000 m ²	2,500 m ²	Cutting width	
	 3*										37	<ul style="list-style-type: none"> powerful lithium-ion battery freedom of movement without a cable see pages 20–21
	 4										41	<ul style="list-style-type: none"> powerful lithium-ion battery ergonomic equipment see page 26–27
	 3										37	<ul style="list-style-type: none"> powerful electric motor light and easy to store see page 18–19
	 4										41	<ul style="list-style-type: none"> very good cutting performance easy operation and maintenance see page 26–27
	 2										46	<ul style="list-style-type: none"> compact design for tight spots also available with self-propulsion see page 12–13
											51	<ul style="list-style-type: none"> smooth-running, durable OHV engine with self-propulsion and treaded tyres see page 14–15
	 4										41	<ul style="list-style-type: none"> with self-propulsion anti-vibration elements see page 28–29
											46	<ul style="list-style-type: none"> self-propulsion, improved mowing performance with a mono-comfort handelbar see page 28–29
	 5										43	<ul style="list-style-type: none"> mulchers and rear-roller machines available comfort grass catcher box and control panel see page 32–33
	 6										48	<ul style="list-style-type: none"> powerful engine, excellent mowing performance rear-roller and Vario speed available see page 36–37
											53	<ul style="list-style-type: none"> powerful engine, excellent mowing performance also available with blade brake clutch see page 38–39
	 7										53	<ul style="list-style-type: none"> for professional and landscape gardeners increased cutting width for larger lawns see page 42–43
	 R										46	<ul style="list-style-type: none"> mulching mower for sustainable lawn care time-saving, no disposal of clippings required see page 46
											48	<ul style="list-style-type: none"> highly manoeuvrable mulching and side discharge mowers see page 47
											53	<ul style="list-style-type: none"> robust models with large cutting width professional mower for demanding work see page 48

* Mowing performance per battery charge. Along with the type of battery pack used, other factors such as the condition of the lawn influence the mowing performance that is achieved. Mowing performance can be improved by recharging during mowing or by using multiple batteries.



SIMPLE MOWING, GREAT RESULTS. THE 2 SERIES LAWN MOWERS.

Everything you need; these petrol lawn mowers are ideal for medium-sized to large lawns. With their compact design, they offer numerous practical features for neat and precise cutting. The 2 Series is available in two cutting widths. Two models feature self-propulsion to make lawn mowing even easier.

The 2 Series in brief:

- For medium-sized to large lawns
- Cutting height with 7 settings
- Also available with self-propulsion





ALL YOU NEED FOR SPEEDY LAWN CARE: THE 2 SERIES WITH PETROL ENGINE.

Medium-sized lawns are easily taken care of with the MB 248. The cutting height is precisely set via the central 7-setting adjustment. The compact design of the mower really comes into its own in tight spots. The robust grass catcher box has a volume of 55 litres and can be emptied easily. The new, powerful Briggs&Stratton OHV engines ensure smoother running, reduced weight and lower fuel consumption. The MB 248 T really powers ahead with comfortable self-propulsion.

MB 248



Model	Cutting width	Engine type	Price excl. VAT (£)	Price incl. VAT (£)
MB 248	46 cm/18"	B&S 450 Series E OHV	215.83	259.00
MB 248 T	46 cm/18"	B&S 450 Series E OHV	257.50	309.00

More information on the product range can be found from page 50 and on environmentally friendly fuels and lubricants on page 55.

01 Foldable handlebar,
facilitates transport and
storage

Now with
5 year
warranty*



46 cm

up to approx.
1,200 m²

02 Large plastic grass catcher
box (55 litres) with level
indicator

03 1-speed gearing

04 Double ball-bearing
wheels

05 Robust sheet steel
housing

06 Central cutting height
adjustment with 7 settings

MB 248 T



In the stable **cleaning and service position**, the mowing deck, blade and gearbox are easily accessible.



GREATER CUTTING WIDTH,
ADDITIONAL POWER.
THE EXTRAS OF THE
2 SERIES.

The 2 series has been expanded by five centimetres to a total cutting width of 51 cm. The MB 253 T is equipped with a more powerful OHV engine, which ensures even greater running smoothness and durability. It also features self-propulsion and treaded tyres, which significantly speeds up work.

Model	Cutting width	Engine type	Price excl. VAT (£)	Price incl. VAT (£)
MB 253 T	51 cm/20"	Kohler Courage XT-6.75 OHV SC	332.50	399.00

More information on the product range can be found from page 50 and on environmentally friendly fuels and lubricants on page 55.

01 **Foldable handlebar,**
enables simple transport
and storage

Now with
5 year
warranty*



51 cm

up to approx.
1,800 m²

02 Large **plastic grass
catcher box** (55 litres)
with level indicator

03 **1-speed gearing**

04 **Double ball-bearing**
wheels with treaded tyres

05 Robust **sheet steel**
housing

06 Powerful **OHV petrol**
engine with SmartChoke

MB 253 T



The **powerful OHV engine**
with "SmartChoke" system and
mechanical speed controller
enables optimum power from
the very start.



EASY LAWN MOWING. THE 3 SERIES LAWN MOWERS.

The 3 Series lawn mowers are a great help on small lawns. With their lightweight and compact design, they offer optimum manoeuvrability and also mow where space is tight. Operation is always low-noise and exhaust emission free thanks to their electric motors. An additional feature of the battery-powered lawn mowers is that they do not have a cable and plug. This allows total freedom of movement just like a petrol-powered lawn mower.

The 3 Series in brief:

- **Ideal for small lawns**
- **Low-noise, no exhaust emissions, maintenance friendly**
- **Battery-powered models for full freedom of movement**





ACHIEVING AN EVEN CUT
WITH LITTLE EFFORT.
THE 3 SERIES ELECTRIC
LAWN MOWER.

The 3 Series with electric motor is extremely manoeuvrable and easy to steer. With a cutting width of 37 cm, it mows lawns to approx. 500 m² and can also cope with inaccessible areas. The cutting height can be adjusted centrally to one of five levels. The practical, fold-open grass catcher box has a volume of 40 litres.

Model	Cutting width	Motor type	Price excl. VAT (£)	Price incl. VAT (£)
ME 339	37 cm/14.5"	Electric 1,200 W	165.83	199.00

More information on the product range can be found from page 50 and on environmentally friendly fuels and lubricants on page 55.

- 01** Foldable handlebar for space-saving storage
- 02** Fold-open 40-litre grass catcher box with level indicator
- 03** Central cutting height adjustment with five settings from 30 to 70 mm
- 04** Carrying handles for easy transport
- 05** Powerful 1,200 watt electric motor
- 06** Compact and robust polymer housing

Now with
5 year
warranty*



37 cm

up to approx.
500 m²

ME 339



With the **mulching kit (KIT 339)** as an accessory, the 3 Series can be converted to a Multi-Mower: It is then possible to either mow with a grass catcher box or the clippings are finely shredded and distributed into the turf as a moisture providing fertiliser.



POWERFUL TOOL FOR GREATER MOBILITY: THE 3 SERIES BATTERY- POWERED LAWN MOWER.

Many people appreciate the advantages of an electric lawn mower, but would like to remove the cable. The innovative battery-powered lawn mowers fulfil this need: Its high-performance Lithium-ion battery provides power for up to 370 m² of neatly mown lawn and is soon ready for operation again thanks to the charger. The robust polymer housing, 5-setting central cutting height adjustment make lawn care an easy and comfortable affair. The battery-powered lawn mowers have been awarded the "Blue Angel" environmental label for their quiet and environmentally friendly operation.

Model	Cutting width	Battery type	Price excl. VAT (£)	Price incl. VAT (£)
MA 339	37 cm/14.5"	Li-ion 36 V	257.50	309.00

Set versions	Battery pack	Charger	Mowing performance with 100% charge*	Price excl. VAT (£)	Price incl. VAT (£)
MA 339 (set)	AP 115	AL 100	up to approx. 220 m ²	379.17	455.00
MA 339 (set)	AP 180	AL 100	up to approx. 340 m ²	429.17	515.00
MA 339 (set)	AP 180	AL 300	up to approx. 340 m ²	454.17	545.00

More information on the product range can be found from page 50 and on environmentally friendly fuels and lubricants on page 55.

* Mowing performance per battery charge. Along with the type of battery pack used, other factors such as the condition of the lawn influence the mowing performance that is achieved. Mowing performance can be improved by recharging during mowing or by using multiple batteries.

- 01 **Foldable handlebars** for easy transport and storage of the mower
- 02 **Fold-open 40 litre grass catcher box** with level indicator
- 03 **Central cutting height adjustment** with 5 settings
- 04 Compact and robust **polymer housing**
- 05 Double ball-bearing **easy-running wheels**
- 06 **Carrying handles** for ease of transport
- 07 **Powerful electric motor with battery-powered drive** (STIHL battery technology, see page 23)

Now with
5 year
warranty*



MA 339



The **high-performance 36 V lithium-ion battery** is easily removed, charged several hundreds of times from any mains socket using the charger and simply re-inserted for cordless lawn mowing.



THE FULL CHARGE.

Innovative, environmentally friendly and clean: This applies to all machines in the STIHL and VIKING battery system as they operate quietly, without exhaust emissions and without cumbersome cables. The electric motor developed by STIHL is energy-efficient and virtually wear-free. Energy provided by the 36-volt lithium-ion battery is optimally utilised and converted into impressive performance. Battery-powered VIKING machines include the MA 339 lawn mower, from page 20, as well as the MA 443 model, from page 26. Batteries and chargers can be found on page 55. Highly practical: A lithium-ion battery of this type also fits all other STIHL and VIKING battery-powered machines. Mobile. Quiet. Powerful. **Information regarding STIHL products is available in the STIHL catalogue.**





GREAT ENGINEERING, COMPREHENSIVE RANGE. THE 4 SERIES.

With the 4 Series, it is easy to find your dream lawn mower. Electric? Petrol? Battery-powered? All drive types are available, as well as various cutting widths and equipment versions. One thing is common to all the lawn mowers, they are compact, easy to operate and ensure even greater lawn care pleasure thanks to advanced, environmentally friendly technology.

The 4 Series in brief:

- Excellent mowing performance, for small and medium-sized lawns
- Easy operation and maintenance
- Three drive types in one Series
- Several equipment versions





THE 4 SERIES WITH
ELECTRIC OR BATTERY-
POWERED DRIVE. GOOD
FOR THE LAWN,
THE ENVIRONMENT
AND THE NEIGHBOURS.

With a 4 Series electric or battery-powered mower, you do everyone a favour, but most of all yourself. Mowing is exhaust emission free, low-noise and – with the battery-powered drive – cable free. In other words, with full freedom of movement and very little stress. This is ensured by the mower's compact design and easy manoeuvrability. Excellent mowing performance provided by a powerful electric motor.



ME 443

Model	Cutting width	Battery/Motor type	Price excl. VAT (£)	Price incl. VAT (£)	Set versions	Battery pack	Charger	Mowing performance with 100% charge*	Price excl. VAT (£)	Price incl. VAT (£)
ME 443	41 cm/16"	Electric 1,500 W	195.83	235.00	MA 443 (set)	AP 180	AL 100	up to approx. 370 m ²	465.83	559.00
MA 443	41 cm/16"	Li-ion 36 V	290.83	349.00	MA 443 (set)	AP 180	AL 300	up to approx. 370 m ²	490.83	589.00

More information on the product range can be found from page 50 and on environmentally friendly fuels and lubricants on page 55.

* Mowing performance per battery charge. Along with the type of battery pack used, other factors such as the condition of the lawn influence the mowing performance that is achieved. Mowing performance can be improved by recharging during mowing or by using multiple batteries.

01 Large **plastic grass catcher box** (55 litres) with level indicator

Now with
5 year
warranty*



41 cm

up to approx.
600 m²

02 **Central cutting height adjustment** with six settings from 25 to 75 mm

03 Compact and **robust polymer housing**

04 **Practical carrying handles**, can also be used as lashing points

05 **Powerful EC motor with battery-powered drive** (STIHL battery technology, see page 23)

MA 443



Easy battery removal: Press in the detent pin, open the battery cover and the battery can be inserted or removed with ease.



QuickFix quick-clamping devices: Ensure fast and easy fastening and release of the handlebar retainers.



COMPACT VERSATILITY TO MEET YOUR NEEDS. THE 4 SERIES WITH PETROL ENGINE.

Finding the perfect lawn mower to meet your requirements is simple with the 4 Series petrol mowers. Choose between a cutting width of 41 or 46 cm, with or without self-propulsion, with mono- or dual-comfort handlebar. Common to all models is the sturdy, polymer housing, the central cutting height adjustment and the extremely practical grass catcher box.

MB 443 T



Model	Cutting width	Engine type	Equipment	Price excl. VAT (£)	Price incl. VAT (£)
MB 443 T	41 cm/16"	B&S 500 Series E OHV	1-speed	332.50	399.00
MB 448 T	46 cm/18"	B&S 575 Series EX OHV RS	1-speed	374.17	449.00
MB 448 TC	46 cm/18"	B&S 575 Series EX OHV RS	Mono-comfort handlebar, 1-speed	399.17	479.00

More information on the product range can be found from page 50 and on environmentally friendly fuels and lubricants on page 55.

01 Mono-comfort handlebar, foldable and height-adjustable with two settings

Now with
5 year
warranty*



41/46 cm

up to approx.
1,200 m²

02 Large plastic grass catcher box (55 litres) with level indicator

03 1-speed self-propulsion for fast mowing

04 Central cutting height adjustment with six settings

05 Compact and robust polymer housing

06 Practical carrying handles, can also be used as lashing points

07 Powerful Briggs&Stratton petrol engine with ReadyStart system, low emissions

MB 448 TC



universal
design award 2013



Innovative grass catcher box: Easy to open, empty and clean. The air vents face downwards so that dust cannot escape upwards.



Central cutting height adjustment: The cutting height can be adjusted to six settings (25 to 75 mm) via a spring-loaded control lever which can be seen on the scale.



Optional mulching kit: With the mulching plug and multi-blade as accessories (AMK 043/AMK 048) the 4 Series machines can be converted to Multi-Mowers™. Instead of landing in the grass catcher box, the finely shredded clippings are distributed into the turf as a natural, moisture providing fertiliser.



COMFORTABLE MOWING. THE 5 SERIES.

Achieve a clean-cut lawn in comfort with the 5 Series. With powerful electric motors and petrol engines, easy handling and the sturdy, lightweight polymer chassis, comfort is key with the 5 Series. This is ensured by ergonomic controls, the height-adjustable handlebar and, on numerous models in this Series, self-propulsion, which makes work on lawns of up to 1,200 m² significantly easier.

The 5 Series in brief:

- Excellent mowing performance with many comfort features
- For medium-sized gardens up to 1,200 m²
- Ergonomic and effort-saving equipment
- Numerous equipment versions





EASY LAWN MOWING. THE 5 SERIES PETROL LAWN MOWERS.

The 5 Series mowers are quickly and conveniently started by using the easy start system. Two models in this Series feature Vario self-propulsion for infinitely variable speed control. An elegant stripe pattern is created with the MB 545 VR.




MB 545 VR

Model	Cutting width	Engine type	Equipment	Price excl. VAT (£)	Price incl. VAT (£)
MB 545 T	43 cm/17"	B&S 675 Series RS	1-speed	424.17	509.00
MB 545 VM	43 cm/17"	B&S 675 Series RS	Vario/mulching	490.83	589.00
MB 545 VR	43 cm/17"	B&S 675 Series RS	Vario/rear roller	557.50	669.00

B&S = Briggs&Stratton, RS = ReadyStart
More information on the product range can be found from page 50 and for environmentally friendly fuels and lubricants on page 55.

MB 545 VR: The lawn mower with rear roller instead of rear wheels.

With the aid of a roller on the rear axle of the mower, the grass is rolled in the direction of travel. This results in the traditional striped lawn pattern.



01 Ergonomic control panel design, with soft grip handlebar

Now with
5 year
warranty*



43 cm



up to approx.
1,200 m²



02 3-setting height-adjustable handlebar, foldable for transportation and storage

03 Large grass catcher box (60 litres) with level indicator

04 Central cutting height adjustment with seven settings, spring-loaded and easy to operate, with cutting height indicator

05 High-quality polymer housing with side skirt protectors

06 Large, double ball-bearing easy-running wheels

07 Carrying handle makes lifting easier

08 Powerful engine with ReadyStart for good mowing performance

MB 545 T



Handlebar height-adjustable with three settings to adapt to varying body heights for an ergonomic working posture.



Convenient cutting height adjustment: Simple adjustment via the spring loaded handle, with seven settings and indicator.

Mulching kit KIT 545 can be retrofitted to all 5 Series models (except MB 545 VR). Standard on the MB 545 VM.



A CUT ABOVE THE REST. THE 6 SERIES.

Lawn care to meet the highest demands was the aim of the VIKING engineers in designing the 6 Series. These mowers excel in six key areas: performance, functionality, ergonomics, durability, convenience and design. The 6 Series features powerful starting, efficient mowing and particularly pleasant operation.

The 6 Series in brief:

- Excellent mowing performance with extremely powerful engines
- For large lawns up to 2,500 m²
- Durable, particularly robust construction
- High-quality, versatile equipment





DEVELOPED FOR THE HIGHEST DEMANDS. THE 6 SERIES, FOR PERFECT LAWN CARE.

The 6 Series offers all desirable features one could possibly want from a lawn mower: Power, ease of use, functionality and innovative design. The speed is infinitely variable via the Vario self-propulsion. On all models, an easy start system enables the engine to start up immediately. Three 6 Series models (MB 650 VR, MB 655 VR, MB 655 RS) are rear roller models, which means they are equipped with a lawn roller that creates a traditional stripe finish for the lawn.

MB 650 T



Model	Cutting width	Engine type	Equipment	Price excl. VAT (£)	Price incl. VAT (£)
MB 650 T	48 cm/19"	B&S 675 Series RS	1-speed	557.50	669.00
MB 650 VM	48 cm/19"	B&S 675 Series RS	Vario/mulching	599.17	719.00
MB 650 VR	48 cm/19"	B&S 675 Series RS	Vario/rear roller	770.83	925.00

B&S = Briggs&Stratton, RS = ReadyStart, BBC = Blade brake clutch

More information on the product range can be found from page 50 and for environmentally friendly fuels and lubricants on page 55.

01 Ergonomic control panel for simple operation and easy handling

Now with
5 year
warranty*



48 cm

up to approx.
2.000 m²

02 Height-adjustable handlebar which is foldable for transportation and cleaning

03 Innovative grass catcher box design.
Grass catcher box filling with level indicator


04 Central cutting height adjustment with 7 settings, spring-loaded and easy to operate, with cutting height indicator

05 Crankshaft protection as standard


06 Durable housing made from die-cast aluminium with replaceable skirt protectors and carrying handle at the front

07 Powerful Briggs&Stratton engine with ReadyStart function

MB 650 VM



Vario drive: This allows an infinitely variable regulation of the drive speed – directly via a lever on the handlebar. It is, therefore, always possible to select the ideal speed.



Individually adjustable handlebar: The handlebar can be locked in three different positions according to body height.

Accessories: Mulching kit KIT 650 to fit models with 48 cm cutting width (except MB 650 VR, standard on MB 650 VM). Fabric grass catcher bag AFK 080. Deflector ADF 700.



MEETING THE HIGHEST DEMANDS. THE 6 SERIES EXPERIENCE IS IN THE DETAIL.

With its larger cutting widths (48 and 53 cm) and high quality engines, the 6 Series gets large lawns into shape quickly and easily. The extra power and robust components allow for smooth running characteristics and excellent operating comfort. This is supported by features such as the Vario self-propulsion, blade brake clutch (BBC) and ergonomic control panel for fast and effortless working, even on large lawns. With the option of a mulching kit (standard on the MB 650 VM and MB 655 VM) or a deflector accessory, the range of applications is extended for effective lawn care.



MB 655 G



MB 655 VR

Model	Cutting width	Engine type	Equipment	Price excl. VAT (£)	Price incl. VAT (£)
MB 655 G	53 cm/21"	B&S 750 Series DOV RS	3-speed	749.17	899.00
MB 655 VM	53 cm/21"	B&S 750 Series DOV RS	Vario/mulching	807.50	969.00
MB 655 VR	53 cm/21"	B&S 750 Series DOV RS	Vario/rear roller	915.83	1,099.00
MB 655 RS	53 cm/21"	B&S 750 Series DOV RS	Vario/BBC/rear roller	989.00	1,186.80

B&S = Briggs&Stratton, RS = ReadyStart, BBC = Blade brake clutch

More information on the product range can be found from page 50 and for environmentally friendly fuels and lubricants on page 55.

01 Ergonomic control panel for simple operation and easy handling

Now with
5 year
warranty*



53 cm



up to approx.
2,500 m²



02 Height-adjustable handlebar which is foldable for transportation and cleaning

03 Powerful DOV engine – for low vibration and increased efficiency

04 Durable housing made from die-cast aluminium with replaceable skirt protectors, and carrying handle

05 Crankshaft protection as standard

06 Central cutting height adjustment with seven settings, spring-loaded and easy to operate, with cutting height indicator

07 Large wheels with high-quality ball bearings, traction pattern and Vario wheel drive ensure fast progress

08 Innovative grass catcher box design. 100% grass catcher box filling, level indicator

MB 655 VM



Innovative grass catcher box: The optimised design and air guide allows the catcher box to fill to its 75 litre capacity. The air vents face downwards so that grass and dust do not escape upwards. The two part catcher box design ensures easy opening and emptying.



Central cutting height adjustment:

The desired cutting height can be adjusted with the aid of a spring loaded mechanism via a handle on the left side of the housing; the selected setting is visible in the window.

Accessories: Mulching kit KIT 655: suitable for models with a 53 cm cutting width (except MB 655 VR/MB 655 RS). Standard on the MB 655 VM. Large-volume fabric grass catcher bag AFK 080. Deflector ADF 700.



RELIABLE AND ROBUST. THE 7 SERIES FOR PROFESSIONAL APPLICATIONS.

The 7 Series lawn mowers are reliable partners when it comes to professional lawn care. Their robust construction, powerful engines, high degree of functionality and ergonomics are the exceptional features, which make them suitable for most demanding applications. For example, for lawn care in local authority areas, parks, swimming pools and leisure centres, on playgrounds or along roadsides.

The 7 Series in brief:

- For professional and landscape gardeners
- Maximum power and functionality
- Ideal for use on commercial green spaces
- Extremely powerful yet ergonomic





POWERFUL EQUIPMENT
FOR PROFESSIONAL AND
LANDSCAPE GARDENERS.
THE 7 SERIES.

In daily practice, the 7 Series lawn mower demonstrates why it belongs in a professional class. The powerful Kawasaki 4-stroke OHV engine, with excellent starting characteristics and high torque, ensure excellent mowing results. The control panel design enables an ergonomic working position in all situations, particularly during long-term use. Anti-vibration elements between the engine and housing minimise fatigue while working. Most importantly, due to the low vibration values, professionals are able to cut grass for 8 hours a day.

Model	Cutting width	Engine type	Equipment	Price excl. VAT (£)	Price incl. VAT (£)
MB 755 KS	53 cm/21"	Kawasaki FJ 180 V OHV	3-speed/BBC	1,269.00	1,522.80

OHV = Overhead valves, BBC = Blade brake clutch
More information on the product range can be found from page 50 and for environmentally friendly fuels and lubricants on page 55.

01 Blade brake clutch (BBC) for engaging and disengaging the blade while the engine is running, e.g. for driving operations with stationary blades or for emptying the grass catcher bag

02 Swivelling control panel

03 80 litre fabric grass catcher bag, very easy to empty, with anti-dust protection, level indicator and 2-handle system

04 Integral metal deflector permits mowing without a grass catcher box

05 Central cutting height adjustment with seven settings, spring-loaded and easily accessible, with cutting level indicator

06 High strength and lightweight die-cast aluminium housing, reinforced by a sheet metal insert and a metal guard strip. Crankshaft protection as standard

07 Large wheels with die-cast aluminium rims and rubber tyres as well as a reinforced chassis

08 Rubber bumper: front impact protector protects the machine and obstacles

09 Powerful Kawasaki engine: high quality 4-stroke OHV engine, with high torque, smooth running, and durability

10 3-setting height-adjustable handlebar, foldable for transportation

Now with
5 year
warranty*



53 cm

up to approx.
2,500 m²

MB 755 KS



Anti-vibration elements isolate the engine from the housing, reducing vibration at the handlebar and minimising fatigue while working.



Steely toughness – the housing reinforcement.

A solid sheet-steel ring protects the aluminium housing from wear and stone impact. Crankshaft protection protects the crankshaft during heavy-duty professional use.



Practical accessories:
Mulching KIT 655
(specially shaped multi-blades and mulch insert).

Further accessories:
Deflector ADF 700.



THE SPECIAL R SERIES MOWERS.

VIKING offers suitable solutions for special tasks with the R Series – e.g. for mulching, a very environmentally friendly way to mow lawns. The MB 2 R Series for small lawns is the right choice as a result of its light weight and good price/performance ratio. The MB 4 R Series are mulching mowers with useful equipment: the result is excellent cutting performance, extremely good cutting quality and a model for professional use. The MB 3 R Series is manoeuvrable in densely planted gardens with numerous obstacles.

The R Series in brief:

- For natural, sustainable lawn care
- Time-saving, no disposal of clippings required
- Mulching and side discharge mowers
- Robust models with large cutting width





Now with
5 year
warranty*

MULCHING MOWER: GIVES THE LAWN WHAT IT REQUIRES FOR HEALTHY GROWTH.

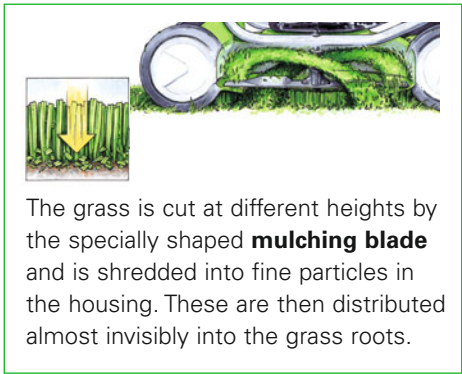
For convenient and sustainable lawn care, VIKING offers a robust specialist mulching machine that demonstrates its ability on lawns of up to 1,500 m². Because of its compact design and low weight, it is simple and easy to use. This mulching mower saves time and money as the grass clippings do not have to be disposed of returning valuable nutrients to the lawn.



MB 2 RT



- 01 **Soft grip**
- 02 Powerful **Kohler OHV petrol engine** with SmartChoke
- 03 Adjustment of **cutting height at each axle with 4 settings**
- 04 **Front-wheel drive**
- 05 **Robust sheet steel housing**
- 06 **Handlebar is foldable** for easy transport or space-saving storage with QuickFix clamping devices.

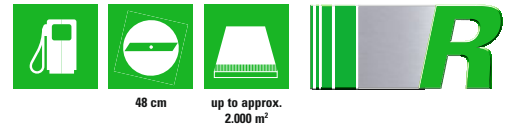


Model	Cutting width	Engine type	Equipment	Price excl. VAT (£)	Price incl. VAT (£)
MB 2 RT	46 cm/18"	Kohler Courage XT-6.75 OHV SC	1-speed	365.83	439.00

OHV = Overhead valves, SC = SmartChoke
More information on the product range can be found from page 50 and on environmentally friendly fuels and lubricants on page 55.



Now with
5 year
warranty*



THE 3 WHEEL MULTI-MOWER™: MANOEUVRABLE AND VERSATILE.

The Multi-Mower™ for lawns up to 2.000 m² is designed to be extremely manoeuvrable and powerful. It steers easily around bushes and trees and enables precise cutting of lawn edges. This special lawn mower can be used as a side discharge or mulching mower.

- 01 **1-speed gearing**
- 02 **Soft grip**
- 03 **Handlebar foldable** with QuickFix clamping devices for easy transport
- 04 Large, double ball-bearing **drive wheels** with **traction pattern**, rear wheels height-adjustable with five settings at the axle
- 05 Torsion-resistant **housing made from robust sheet steel**
- 06 **Freely-moving, patented swivelling wheel** lockable for use on inclines, height-adjustable
- 07 Powerful **Briggs&Stratton engine** with ReadyStart function



Mowing with side discharge: When the ejection flap is open, grass is ejected to the side during mowing.

A Disc Cut (disc with four swivelling blades) is also available as an accessory.



Model	Cutting width	Engine type	Equipment	Price excl. VAT (£)	Price incl. VAT (£)
MB 3 RT	48 cm/18"	B&S 675 Series RS	1-speed	490.83	589.00

B&S = Briggs&Stratton, RS = ReadyStart
More information on the product range can be found from page 50 and on environmentally friendly fuels and lubricants on page 55.

*Subject to terms and conditions. See page 107 or contact your local VIKING Approved Dealer for further information.



53 cm

up to approx.
2,500 m²

Now with
5 year
warranty*

FOR SUSTAINABLE LAWN CARE. THE PREMIUM AND PROFESSIONAL MULCHING MOWERS.

Constructed for excellent mulching results, the MB 4 R Series is ingeniously designed, robust and has high quality features: Anti-vibration elements, skirt protectors, powerful engines and crankshaft protection on the professional version (MB 4 RTP). Features such as SmartChoke, double ball-bearing wheels and excellent grip make operation easy. The mowers' environmentally friendly, low-emission operation has been awarded the renowned Nordic "Svanen" ecolabel.



MB 4 RT

- 01 **Foldable and height-adjustable ergonomic soft-grip handlebar**
- 02 **Engine mounting with anti-vibration elements, easy start**
- 03 **1-speed front-wheel drive for fast mowing**
- 04 **Practical carrying handles, front and rear**
- 05 **Robust aluminium housing with replaceable skirt protectors**
- 06 **Central cutting height adjustment with five settings**



QuickFix quick-clamping devices: Allow the height-adjustable handlebar of the MB 4 RT to be folded down in seconds without the use of tools.



Crankshaft protection: Proven during professional use, this VIKING solution protects the blade from deformation when running over tree roots, for example, increasing service life.

Model	Cutting width	Engine type	Equipment	Price excl. VAT (£)	Price incl. VAT (£)
MB 4 RT	53 cm/21"	Kohler Courage XT-6.75 OHV SC	1-speed	449.17	539.00
MB 4 RTP	53 cm/21"	Kohler Courage XT-8 OHV SC	1-speed	565.00	678.00

OHV = Overhead valves, SC = SmartChoke
More information on the product range can be found from page 50 and for environmentally friendly fuels and lubricants on page 55.



Lawn mowers – overview



up to approx. 600 m²

3

4



up to approx. 370 m²

3

4



Model	ME 339	ME 443
Lawn area (m ²)	up to 500	up to 600
Cutting width (cm)	37	41
Nominal output (W)	1,200	1,500
Cutting height (mm)	30–70	25–75
Grass catcher box (l)	40	55
Machine weight (kg)	14	20
Drive	–	–
Mulching function	<input type="checkbox"/>	<input type="checkbox"/>
Part number	6320 011 2402	6338 011 2402
Price excl. VAT (£)	165.83	195.83
Price incl. VAT (£)	199.00	235.00

Model	MA 339	MA 443
Cutting width (cm)	37	41
Battery type	Li-ion 36 V	Li-ion 36 V
Cutting height (mm)	30–70	25–75
Grass catcher box (l)	40	55
Machine weight (kg)	12	18
Mulching function	<input type="checkbox"/>	<input type="checkbox"/>
Part number	6320 011 1402	6338 011 1400
Price excl. VAT (£)	257.50	290.83
Price incl. VAT (£)	309.00	349.00



STIHL battery



STIHL charger

Model	STIHL Battery AP 115	STIHL Battery AP 180	STIHL Standard charger AL 100	STIHL Quick charger AL 300
Lawn (m ²)	up to 220 (with MA 339)	up to 340 (with MA 339) up to 370 (with MA 443)	–	–
Battery power (Wh)	118	180	–	–
Battery capacity (Ah)	2.8	4.5	–	–
Rated voltage (V)	36	36	230	230
Charging time	–	–	up to 80 % cap. = 70 - 150 min. up to 100 % cap. = 100 - 165 min.	up to 80 % cap. = 25 - 35 min. up to 100 % cap. = 50 - 60 min.
Weight (kg)	1.2	1.7	0.8	1.2
Part number	4850 400 6516	4850 400 6510	4850 430 2504	4850 430 5504
Price excl. VAT (£)	95.83	145.83	29.17	54.17
Price incl. VAT (£)	115.00	175.00	35.00	65.00

The components contained in the set are also separately available, see page 55.

* Mowing performance per battery charge. Along with the type of battery pack used, other factors such as the condition of the lawn influence the mowing performance that can be achieved. Mowing performance can be improved by recharging during mowing or by using multiple batteries.

For domestic use: 10-year guarantee against housing breakage on all VIKING 6 Series lawn mowers

2

4

Lawn mowers –
overview

up to approx. 1,800 m²



Model	MB 248	MB 248 T	MB 253 T	MB 443 T	MB 448 T	MB 448 TC
Lawn area (m²)	up to 1,200	up to 1,200	up to 1,800	up to 1,200	up to 1,200	up to 1,200
Cutting width (cm)	46	46	51	41	46	46
Engine type	B&S 450 Series E OHV	B&S 450 Series E OHV	Kohler XT-6.75 OHV SC	B&S 500 Series E OHV	B&S 575 Series EX OHV RS	B&S 575 Series EX OHV RS
Nominal output at working speed	1.6 kW/2.2 PS 2,900 rpm	1.6 kW/2.2 PS 2,900 rpm	2.2 kW/3.0 PS 2,800 rpm	1.9 kW/2.6 PS 2,800 rpm	2.0 kW/2.7 PS 2,800 rpm	2.0 kW/2.7 PS 2,800 rpm
Cutting height (mm)	25–75	25–75	25–75	25–75	25–75	25–75
Grass catcher box (l)	55	55	55	55	55	55
Machine weight (kg)	25	27	33	25	26	27
Start/stop	HS/MS	HS/MS	HS/MS	HS/MS	HS/MS	HS/MS
Drive	–	T	T	T	T	T
Mulching function	–	–	–	☐	☐	☐
Part number	6350 011 3405	6350 011 3415	6371 011 3410	6338 011 3410	6358 011 3410	6358 011 3420
Price excl. VAT (£)	215.83	262.50	332.50	332.50	374.17	399.17
Price incl. VAT (£)	259.00	315.00	399.00	399.00	449.00	479.00

5



up to approx. 1,200 m²



Model	MB 545 T	MB 545 VM	MB 545 VR
Lawn area (m²)	up to 1,200	up to 1,200	up to 1,200
Cutting width (cm)	43	43	43
Engine type	B&S 675 Series RS	B&S 675 Series RS	B&S 675 Series RS
Nominal output at working speed	2.3 kW/3.2 PS 2,800 rpm	2.3 kW/3.2 PS 2,800 rpm	2.3 kW/3.2 PS 2,800 rpm
Cutting height (mm)	25–80	25–80	20–75
Grass catcher box (l)	60	60	60
Machine weight (kg)	31	32	32
Start/stop	HS/MS	HS/MS	HS/MS
Drive	T	V	V
Mulching function	☐	■	–
Part number	6340 011 3405	6340 011 3430	6340 011 3460
Price excl. VAT (£)	424.17	490.83	557.50
Price incl. VAT (£)	509.00	589.00	669.00

Key

- = standard
☐ = can be retrofitted
– = cannot be retrofitted

Drive: T = 1-speed
V = Vario

ES = electric start, HS = handlebar start, RS = ReadyStart,
SC = SmartChoke, BBC = Blade brake clutch,
B&S = Briggs&Stratton, MS = Motorstop,
OHV/DOV = Overhead valves



Lawn mowers – overview

6



up to approx. 2.000 m²



Model	MB 650 T	MB 650 VM	MB 650 VR
Lawn area (m²)	up to 2.000	up to 2.000	up to 2.000
Cutting width (cm)	48	48	48
Engine type	B&S 675 Series RS	B&S 750 Series DOV RS	B&S 675 Series RS
Nominal output at working speed	2.3 kW/3.2 PS 2,800 rpm	2.7 kW/3.7 PS 2,800 rpm	2.3 kW/3.2 PS 2,800 rpm
Cutting height (mm)	30–85	30–85	20–75
Grass catcher box (l)	75	75	75
Machine weight (kg)	42	43	43
Start/stop	HS/MS	HS/MS	HS/MS
Drive	T	V	V
Mulching function	☐	■	–
Part number	6360 011 3401	6360 011 3422	6360 011 3481
Price excl. VAT (£)	557.50	599.17	770.83
Price incl. VAT (£)	669.00	719.00	925.00

6



up to approx. 2.500 m²



Model	MB 655 G	MB 655 VM	MB 655 VR	MB 655 RS
Lawn area (m²)	up to 2,500	up to 2,500	up to 2,500	up to 2,500
Cutting width (cm)	53	53	53	53
Engine type	B&S 750 Series DOV RS	B&S 750 Series DOV RS	B&S 750 Series DOV RS	B&S 750 Series DOV RS
Nominal output at working speed	2.7 kW/3.7 PS 2,800 rpm	2.7 kW/3.7 PS 2,800 rpm	2.7 kW/3.7 PS 2,800 rpm	2.7 kW/3.7 PS 2,800 rpm
Cutting height (mm)	30–85	30–85	20–75	20-75
Grass catcher box (l)	75	75	75	75
Machine weight (kg)	44	44	43	49
Start/stop	HS/MS	HS/MS	HS/MS	HS/BBC
Drive	G	V	V	V
Mulching function	☐	■	–	-
Part number	6375 011 3401	6375 011 3471	6375 011 3480	6375 011 3488
Price excl. VAT (£)	749.17	807.50	915.83	989.00
Price incl. VAT (£)	899.00	969.00	1,099.00	1,186.80


up to approx. 2,500 m²

up to approx. 1,500 m²


Model	MB 755 KS	MB 2 RT
Lawn area (m ²)	up to 2,500	up to 1,500
Cutting width (cm)	53	46
Engine type	Kawasaki FJ 180 V OHV	Kohler Courage XT-6.75 OHV SC
Nominal output at working speed	2.9 kW/3.9 PS 2,800 rpm	2.2 kW/3.0 PS 2,800 rpm
Cutting height (mm)	30–85	28–85
Grass catcher box (l)	80	–
Machine weight (kg)	62	29
Start/stop	HS/BBC	HS/MS
Drive	G	T
Mulching function	□	■
Part number	6375 011 3492	6357 011 3411
Price excl. VAT (£)	1,269.00	365.83
Price incl. VAT (£)	1,522.80	439.00

Key

■ = standard
□ = can be retrofitted
– = cannot be retrofitted

Drive: T = 1-speed
V = Vario
G = 3-speed

ES = electric start, HS = handlebar start, RS = ReadyStart,
SC = SmartChoke, BBC = Blade brake clutch,
B&S = Briggs&Stratton, MS = Motorstop,
OHV/DOV = Overhead valves


up to approx. 2,500 m²


Model	MB 3 RT	MB 4 RT	MB 4 RTP
Lawn area (m ²)	up to 2,000	up to 2,500	up to 2,500
Cutting width (cm)	48	53	53
Engine type	B&S 675 Series RS	Kohler Courage XT-6.75 OHV SC	Kohler Courage XT-8 OHV SC
Nominal output at working speed	2.3 kW/3.2 PS 2,800 rpm	2.2 kW/3.0 PS 2,800 rpm	2.6 kW/3.5 PS 2,800 rpm
Cutting height (mm)	25–80	30–70	30–70
Machine weight (kg)	32	35	42
Start/stop	HS/MS	HS/MS	HS/MS
Drive	T	T	T
Mulching function	■	■	■
Part number	6361 011 3411	6383 011 3410	6383 011 3420
Price excl. VAT (£)	490.83	449.17	565.00
Price incl. VAT (£)	589.00	539.00	678.00



VIKING ACCESSORIES AND LUBRICANTS: FOR SMOOTH OPERATION.

In addition to many practical accessories, a special selection of ideally suited fuels and lubricants are available for VIKING lawn mowers, including the environmentally friendly MotoPlus petrol mixture.



Mulching kit
Kit 655



STIHL lithium-ion battery
AP 180



Disc Cut



Fabric grass catcher
bag AFK 080



Deflector
ADF 700

Accessories	Part number	Description	Price excl. VAT (£)	Price incl. VAT (£)
Kit 339	6909 007 1080	Mulching kit (multi-blade and mulch insert), to fit all 3 Series models with 37 cm cutting width	25.00	30.00
AMK 043	6909 007 1027	Mulching kit (multi-blade and mulch insert), to fit all 4 Series models with 41 cm cutting width	25.00	30.00
AMK 048	6909 007 1028	Mulching kit (multi-blade and mulch insert), to fit all 4 Series models with 46 cm cutting width	34.79	41.75
Kit 545	6909 007 1044	Mulching kit (multi-blade and mulch insert), to fit all 5 Series models (except MB 545 VR)	35.83	43.00
Kit 650	6909 007 1057	Mulching kit, to fit all 6 Series and 7 Series models with 48 cm cutting width (except MB 650 VR)	35.83	43.00
Kit 655	6909 007 1062	Mulching kit, to fit all 6 Series and 7 Series models with 53 cm cutting width (except MB 655 VR/MB 655 RS)	35.83	43.00
AP 115	4850 400 6516	STIHL lithium-ion battery, 118 Wh, 36 V and 2.8 Ah	95.83	115.00
AP 180	4850 400 6510	STIHL lithium-ion battery, 180 Wh, 36 V and 5 Ah	145.83	175.00
AL 100	4850 430 2504	Standard charger for STIHL lithium-ion batteries AP 115, AP 180	29.17	35.00
AL 300	4850 430 5504	Quick charger for STIHL lithium-ion batteries AP 115, AP 180	54.17	65.00
AL 500	4850 430 5704	Quick charger for STIHL lithium-ion batteries AP 115, AP 180	91.67	110.00
Disc Cut	6909 700 5106	Disc with four flexibly mounted blades, Ø 48 cm, to fit MB 3 RT	34.79	41.75
AFK 080	6375 700 9600	Fabric grass catcher bag, to fit all 6 Series models	45.83	55.00
ADF 700	6909 760 6910	Deflector, to fit all 6 Series and 7 Series models	66.25	79.50

VIKING ENGINE OILS: As with all VIKING products, we ensure the highest quality, based on comprehensive expertise and years of experience. We use only the finest base oils and additives, ideal for use in gardening applications. Our engine oils ensure perfect lubrication and low consumption when used in conjunction with VIKING garden power tools.



VIKING MOTOPLUS: Specially developed for small engines, this petrol is virtually benzene-free and therefore protects both the environment and the engine. The largely smoke-free combustion protects the valves and pistons, increasing service life and performance. VIKING MotoPlus can also be stored for up to two years without impairing quality.



Fuel and lubricants	Part number	Description	Price excl. VAT (£)	Price incl. VAT (£)
Engine oil	0781 309 0017	VIKING SAE 30 engine oil (0.5 l bottle)	2.58	3.10
Engine oil	0781 309 0011	VIKING SAE 30 engine oil (0.6 l bottle)	2.91	3.49
Engine oil	0781 309 0012	VIKING SAE 30 engine oil (1.4 l bottle)	5.82	6.99
MotoPlus	7009 871 0349	VIKING machinery petrol for 4-stroke engines, benzene-free (5 l canister)	17.92	21.50



THE NEW iMow ROBOTIC MOWER. “i” FOR INTELLIGENT LAWN CARE.

Good news: You can have a perfect lawn with little or no effort. The new iMow robotic mower MI 632 P does most of the work for you. Once programmed, it mows the lawn automatically, avoiding obstacles and mastering even hilly terrain. Once the work is done or the battery needs charging, it automatically returns to the docking station. And because an iMow works so fast, you can enjoy your lawn unhindered.

The new iMow in brief:

- Fully automatic lawn mowing
- Innovative comfort that sets new standards
- Easy, intuitive programming
- Fast, intelligent and efficient lawn care





YOU DO WHATEVER YOU FEEL LIKE, WHILE YOUR iMow TAKES CARE OF THE WORK.

The iMow MI 632 P cuts the lawn automatically and according to requirements. The mowing time is conveniently programmed using the control panel. Using the rotary knob, you can simply adjust the cutting height in 15 levels from 20 to 60 mm. Everything else is done by the iMow. Fast, intelligent and efficient. And extremely practical – during mowing, the clippings are shredded finely and returned to the soil as nutrients. Leave the lawn care to the iMow and spend your free time doing all of the things that you enjoy.

Model	Part number	Maximum lawn area	Battery type	Battery capacity	Price excl. VAT (£)	Price incl. VAT (£)
MI 632 P	6309 200 0011	up to 4,000 m²	Li-ion	194 Wh	1,658.33	1,990.00

Manufacturer's recommended retail price.
An overview of emissions for all VIKING machines can be found on page 107.

- 01 Charging contact**
for charging in the
docking station
- 02 Movable hood with
sensors** for detecting
obstacles
- 03 Manual Stop button**
for added safety
- 04 15-level cutting
height adjustment**
from 20 to 60 mm
- 05 Removable control
panel** with large LCD
display
- 06 Ergonomic carrying
handle**
- 07 Smooth-running
wheels**



MI 632 P



The robust **mulching blade with double-sided ground blade** changes its rotational direction automatically after each blade stop – this ensures that it undergoes uniform wear and remains sharp for a very long time.



The **bright LCD display with intuitive user interface** makes programming easy. It can be removed from the machine, which means that you don't have to bend over.



ONE MACHINE, MANY BENEFITS. FIND OUT FOR YOURSELF.

Dynamic mowing plan

The iMow mows automatically according to its set mowing plan. If it stops mowing because it starts to rain, for instance, it automatically decides whether to catch up on the lost time within a defined timeframe. In the case of persistent rain, the rain sensor can be switched off or the iMow can be left in the docking station until the next mowing cycle. A weekly active time of just 15 hours is enough for the iMow to perfectly tend a lawn area of around 1,000 m².

Good neighbourly relations

The mowing zone of the iMow is defined by a perimeter wire, which transmits an interference-free signal. This means that the signal does not compete with other signals, such as those of your neighbour's robotic mower. The iMow works so quietly, it saves annoying the neighbours through noise.

Anti-theft alarm

The iMow is equipped with a variety of sensors. As soon as someone attempts to lift the machine, it stops. To protect against theft, the iMow can be set so that it can only be operated after the entry of a PIN code.

Intelligent charging system

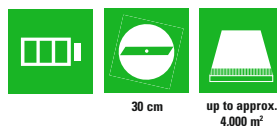
If the iMow still has a large area to cover, it recharges itself faster. Once its work is done, it charges itself more slowly and therefore more economically. This extends the battery life as well as protecting the environment and saving costs.

Dynamic speed

The iMow can automatically distinguish between denser and more sparse grass cover, adapting its travelling speed automatically in the case of long or dense grass.

Installation by a specialist dealer

Your VIKING specialist dealer will perform correct installation of the iMow for you and programme the mowing plan to suit your requirements.



iMow AND ACCESSORIES: THE RIGHT MACHINE FOR EVERY GARDEN.

Model	MI 632 P
Ideal lawn area (up to approx.)	2,000 m²
Maximum lawn area (up to approx.)	4,000 m²
Battery type	Li-ion
Battery power	194 Wh
Battery capacity	6.8 Ah
Power	185 W
Cutting height (15 settings)	20–60 mm
Cutting width	30 cm
Average mowing time (per battery charge)	150 min.
Average charging time	60 min.
Maximum gradient	35%
Sound power level	63 dB[A]
Weight (including battery)	12.4 kg
Dimensions (L x W x H)	73 x 54 x 27 cm
Part no.	6309 200 0011

Included in the standard equipment

	MI 632 P
Perimeter wire (m)	300
Fixing pins (pcs)	300
Press-fit connectors (pcs)	2
Wire connectors (pcs)	3
Docking station	✓

Accessories

	Part number	Designation	Price excl. VAT (£)	Price incl. VAT (£)
ARB 150	0000 400 8610	Perimeter wire, 150 m	50.00	60.00
AFN 051	6309 007 1000	Fixing pins, pack of 50	3.50	4.20
AIP 600	6909 780 5400	iProtect canopy for docking station	115.83	139.00
ADV 010	6909 007 1090	Wire connectors, pack of 10	8.13	9.75
AKS 010	6909 007 1095	Press-fit connectors, pack of 10	9.33	11.20
ADO 600	6909 200 0002	Docking station	232.50	279.00
	6309 702 0100	Mowing blade		

The iMow purchase price does not include any installation costs that may be incurred.
An overview of emissions for all VIKING machines can be found on page 107.



Docking station

The docking station is the iMow's home. When placed in a central and protected location in the garden, the iMow returns to charge up with energy or await the next active time.



As an accessory: iProtect canopy top

In sunny conditions, the canopy provides an effective sunscreen protecting the iMow against direct sunlight extending its service life.



WHICH MOWER IS THE RIGHT ONE FOR YOU?

1. HOW LARGE IS THE LAWN YOU WOULD LIKE TO MOW?

The T5 and T6 Series offer the right cutting width and mowing performance for large lawns. For lawns up to around 4,000 m², the manoeuvrable R4 Series ride-on mower is ideal. For lawns up to 8,000 m², the T4 Series side-discharge lawn tractors are recommended.

2. WHAT IS THE TERRAIN LIKE?

If the lawn has several bushes and trees and if the spacing between beds is tight, we recommend our streamline R4 Series ride-on mower. The T4 lawn tractors are also incredibly manoeuvrable as no grass catcher box is required. Extensive lawns where speed, maximum cutting performance and ride comfort is required will be more suited to the T5 and T6 Series lawn tractors.

3. WHAT EQUIPMENT DO YOU REQUIRE?

All mowers feature single-pedal self-propulsion, forward/reverse drive lever, hydrostatic gearbox and electromagnetic mowing deck activation. The mowers with 2-cylinder engines are even more powerful. Look out for accessory options such as the covering hood or the practical tilting trailer.

m ²					cm	
	4,000 m ²	6,000 m ²	8,000 m ²	10,000 m ²	Cutting width	Features
	 R4 MR 4082				80	<ul style="list-style-type: none"> streamline and manoeuvrable ride-on mower extremely small turning circle see page 66–67
	 T4				95	<ul style="list-style-type: none"> compact side discharge lawn tractor time-saving mowing without grass catcher box see page 70–71
					110	<ul style="list-style-type: none"> side discharge, large cutting width powerful engine see page 70–71
	 T5 MT 5097 C				95	<ul style="list-style-type: none"> powerful engine extensive accessory range see page 74–75
	 T6				110	<ul style="list-style-type: none"> excellent mowing performance, synchronous mowing deck comprehensive equipment and options see page 78–79
					125	<ul style="list-style-type: none"> maximum performance with 125 cm cutting width cruise control as standard see page 78–79
		MT 6127 ZL				

EXPLANATION OF SYMBOLS AND ABBREVIATIONS

Explanation of model designations

C = Comfort equipment
Z = B&S 2-cylinder engine
L = Luxury equipment
(e.g. cruise control)
S = Side discharge
X = Economy model

Further explanations

EBC = Electromagnetic blade clutch
OHV = Overhead valves

Weight specifications, unless otherwise stated, relate to the net machine weight excluding fuel and lubricant (petrol, oil).

Explanation of symbols

□ = can be retrofitted
■ = as standard
– = cannot be retrofitted



MANOEUVRABLE, EASY-TO-OPERATE AND PRECISE: THE R4 SERIES RIDE-ON MOWER.

The agile VIKING ride-on mower ensures excellent mowing performance and plenty of driving pleasure. Thanks to its extremely simple operation, it mows large lawns quickly and comfortably. In confined areas, this mower can be steered easily around trees and bushes and is extremely manoeuvrable. The open view to the front provides for extra manoeuvrability. The slimline design is complemented with the best possible ergonomics. Here, the engineers have thought of everything to make lawn mowing a really relaxing experience.

The R4 Series in brief:

- Streamline and manoeuvrable ride-on mower
- Clearly arranged and easy-to-operate
- Compact design, excellent mowing performance
- Ideal for confined areas





HIGHLY COMFORTABLE AND MANOEUVRABLE. THE R4 SERIES IMPRESSES.

This manoeuvrable garden machine is a joy to ride: The special forward/reverse drive lever makes manoeuvring easy thanks to an impressively tight turning radius and an extremely smooth hydrostatic automatic gearbox. It is not necessary to leave the comfortable, adjustable driver's seat to empty the grass catcher box: One pull of the bow handle and a single press downwards is sufficient. All the other controls, such as the blade clutch for driving and mowing operation, or the cutting height adjustment are positioned close at hand.

Model	Cutting width	Engine type	Equipment	Price excl. VAT (£)	Price incl. VAT (£)
MR 4082	80 cm	B&S 3130 Series OHV	Hydrostatic drive	2,165.83	2,599.00

B&S = Briggs&Stratton, OHV = Overhead valves
More information on the product range can be found from page 80.

01 **Adjustable driver's seat** without the use of tools

Now with
5 year
warranty*



80 cm

up to approx.
4,000 m²

02 Low step as well as ample legroom for **comfortable mounting and dismounting** with ample legroom

03 **Electromagnetic blade clutch** for simple blade activation

04 Single-pedal drive with **innovative forward/reverse drive switching**

05 **Robust frame** with front bumper

06 Multi-function steel mowing deck with **grass guide** for effective cutting of lawn edges

07 **250 l grass catcher box**, can be emptied from the driver's seat

08 **Powerful, smooth running OHV engine**




MR 4082



Emptying made easy: **The grass catcher box** can be emptied effortlessly from the driver's seat.



It couldn't be more simple: The **hand lever** is used to comfortably switch between forward and reverse gear.



Perfect seat for all body heights: **The seat** can be adjusted quickly and without the use of tools.



The **extremely small turning circle** is ideal for gardens with many trees and bushes. The compact design and unobstructed forward view ensure a high degree of manoeuvrability.



POWERING AHEAD. THE T4 SERIES LAWN TRACTORS.

Would you like to save time while mowing? Then the T4 Series VIKING lawn tractors are right for you because no emptying of a grass catcher box is necessary. The side discharge mowing deck saves disposing of grass clippings. Enjoy the ergonomics of the T4 Series and experience its excellent driving characteristics – the brilliantly simple manoeuvring, easy steering and the traction of the extra-large tyres in conjunction with the powerful engines. The T4 Series. Mowing without limits.

The T4 Series in brief:

- Compact side discharge lawn tractor
- Time-saving and comfortable mowing without grass catcher box
- Powerful, with excellent mowing performance
- Highly manoeuvrable





IMPRESSIVE MOWING PERFORMANCE AND DRIVING PLEASURE IN ONE – WITH THE T4 SERIES.

Working with a lawn tractor couldn't be simpler – just keep on mowing until the job's done. The side discharge allows for the processing of large quantities of grass. The clippings are distributed evenly over the lawn as time flies by thanks to the ergonomic operation. For example, with the speedy single-pedal self-propulsion, with which forward and reverse drive is controlled via a hand lever. Manoeuvring and parking – the turning circle is extremely small and can thus be performed quickly and efficiently. The MT 4112 S features a robust front bumper as standard, which is also useful for attachments.

Model	Cutting width	Engine type	Equipment	Price excl. VAT (£)	Price incl. VAT (£)
MT 4097 SX	95 cm	B&S 3130 Series OHV	Hydrostatic drive	1,790.83	2,149.00
MT 4112 S	110 cm	B&S 4175 Series OHV	Hydrostatic drive	2,057.50	2,469.00

B&S = Briggs&Stratton,
OHV = Overhead valves
More information on the product range can
be found from page 80.

01 **Ergonomic driver's seat**
for relaxed sitting position

02 **Easy access** with ample
legroom

03 **Electromagnetic blade
clutch** for comfortable
mowing deck activation

04 Single-pedal drive with
**innovative forward/
reverse drive switching**

05 Mowing deck with
practical **side discharge**

06 **Large, lawn-protecting
treaded tyres** for good
traction

07 **7-setting cutting height
adjustment**, spring-loaded

Now with
5 year
warranty*



95/110 cm



up to approx.
8,000 m²



MT 4112 S



As comfortable as an automatic transmission: The **hydrostatic drive** for continuously variable speed.



The **integral trailer hitch** ensures simple mounting of attachments (e.g. tilting trailer PICK UP 300)



Time-saving **mowing with side discharge**: Because no grass catcher box needs to be emptied, large areas can be completed in a single operation.



FASCINATION AND PERFECTION: THE T5 SERIES LAWN TRACTOR.

Making lawn mowing even more fun: this lawn tractor combines reliable quality and excellent innovative technology. This is demonstrated not only by excellent cutting performance, but also in superior handling providing a comfortable drive and easy operation.

The T5 Series in brief:

- Lawn tractor with outstanding mowing performance
- Accurate cut, sophisticated ergonomics
- Superior driving comfort





EXCEPTIONAL COMFORT. THE T5 SERIES LAWN TRACTOR.

The T5 Series shows that comfort and performance are not just reserved for the deluxe models. Sit on a spring loaded seat that is adjustable to all heights. Turn the key and the engine starts. From here on, everything is under control. Forward/reverse drive lever at the steering wheel, cutting height adjustment, blade clutch and bow handle for effortless emptying of the grass catcher box. The single-pedal operation and direct steering provide a previously unattainable level of comfort while driving, manoeuvring and mowing.

Model	Cutting width	Engine type	Equipment	Price excl. VAT (£)	Price incl. VAT (£)
MT 5097 C	95 cm	B&S 4155 Series OHV	Hydrostatic drive	2,540.83	3,049.00

B&S = Briggs&Stratton,
OHV = Overhead valves
More information on the product range can
be found from page 80.

01 **Spring-loaded, adjustable driver's seat** for all heights

02 **250-litre grass catcher box** featuring simple emptying via a lever from the seat

03 **2-blade mowing deck** with 95 cm cutting width and **catching management system** for the precise cutting of lawn edges

04 **Large, lawn-protecting treaded tyres** for good traction

05 **Robust frame** with sturdy all-round bumper and trailer coupling integrated as standard

06 **Comfortable single-pedal self-propulsion** with hydrostatic gearbox

Now with
5 year
warranty*



95 cm



up to approx.
6,000 m²



MT 5097 C



The easy-to-clean “dumper-design” **grass catcher box** can be emptied effortlessly from the driver's seat by means of a lever.



The innovative **forward/reverse drive lever** is conveniently located on the left, next to the steering wheel.



The **catching management system** on both sides of the mowing deck catches grass blades at the edge of the mowing width and guides them towards the blades.



The **2-blade system** with angled blades provides a neat and clean cutting pattern over a width of 95 cm. The mowing deck can be removed without tools.





TOP PERFORMANCE WITH WIDE APPEAL: THE T6 SERIES.

VIKING's top of the range models are synonymous with an optimum cut. The innovative synchronous mowing deck ensures an excellent cutting pattern and at the same time contributes to compact dimensions and manoeuvrable handling. Their superior driving performance, easy handling, comfortable soft seat and extensive range of accessories make the T6 Series suitable for even the most demanding requirements. It is almost a shame that the grass is cut so quickly thanks to cutting widths of up to 125 cm. With their new design, the T6 models look good even when stationary.

The T6 Series in brief:

- Lawn tractor with excellent mowing performance
- Cutting width up to 125 cm
- Excellent driving and operating comfort
- Extensive equipment





OPTIMISED PRECISION IN EVERY COMPONENT. THE T6 SERIES RIDE-ON MOWERS.

The unrivalled comfort, design upgrade and new technical highlights such as the synchronous mowing deck are exceptional features of the VIKING T6 Series ride-on mowers. High-performance toothed belts ensure a low noise level and allow the blade speed to be increased. The result is a perfect cutting pattern, even in difficult conditions. The grass catcher box has a huge volume and can be emptied effortlessly from the seat. Together with the forward/reverse drive lever, the ergonomic control panel, extremely small turning circle and excellent driving characteristics, lawn mowing becomes a completely new experience.

Model	Cutting width	Engine type	Equipment	Price excl. VAT (£)	Price incl. VAT (£)
MT 6112 C	110 cm	B&S 4175 Series OHV	Hydrostatic drive	3,165.83	3,799.00
MT 6112 ZL	110 cm	B&S 7160 Series OHV (2-cyl.)	Hydrostatic drive	3,665.83	4,399.00
MT 6127 ZL	125 cm	B&S 8230 Series OHV (2-cyl.)	Hydrostatic drive	4,041.67	4,850.00

B&S = Briggs&Stratton,
OHV = Overhead valves
More information on the product range can
be found from page 80.

01 Control panel with **LCD display and cruise control**

Now with
5 year
warranty*



110/125 cm

up to approx.
10,000 m²



02 Single-pedal drive with **innovative forward/reverse drive switching**

03 **Powerful 2-cylinder OHV engine**

04 **Robust frame** with sturdy all-round bumper

05 **Synchronous mowing deck** with 125 cm alignment cutting width and **catching management system** for accurate mowing strips

06 **Particularly large, lawn-protecting treaded tyres** for good traction

07 **Bow handle** for effortless grass catcher box emptying

08 Large **350-litre grass catcher box**


09 **Spring-loaded, adjustable driver's seat** for all heights

10 **Electromagnetic blade clutch**

MT 6127 ZL



Synchronous mowing deck: The grass feed to the ejection chute is optimised by the synchronised rotation of the blades, which are offset by 90°.



LCD display for displaying the following functions: operating hours, battery voltage, grass catcher box ready for emptying, fuel tank filling level, mowing deck activation, cruise control.



Operating made easy: The low step, ample legroom, adjustable seat, easy refuelling and the drive pedal and brake are designed to make work pleasant and easy.



R4



up to approx. 4,000 m²



T4



up to approx. 8,000 m²



Model	MR 4082
Lawn area (m²)	up to 4,000
Cutting width (cm)	80
Engine type	B&S 3130 Series OHV
Nominal output at working speed	6.5 kW/8.8 PS 2,700 rpm
Cutting height (mm)	35–90
Grass catcher box (l)	250
Weight (kg)	196
Gearbox	Hydrostatic
Drive	Infinitely variable
Front wheels (inches)	13 x 5.00-6
Rear wheels (inches)	16 x 6.50-8
Mulching function	■
Part number	6140 200 0000
Price excl. VAT (£)	2,165.83
Price incl. VAT (£)	2,599.00

Model	MT 4097 SX	MT 4112 S
Lawn area (m²)	up to 6,000	up to 8,000
Cutting width (cm)	95	110
Engine type	B&S 3130 Series OHV	B&S 4175 Series OHV
Nominal output at working speed	7.3 kW/9.9 PS 3,100 rpm	9.4 kW/12.8 PS 2,800 rpm
Cutting height (mm)	35–90	35–90
Grass catcher box (l)	–	–
Weight (kg)	197	206
Gearbox	Hydrostatic	Hydrostatic
Drive	Infinitely variable	Infinitely variable
Front wheels (inches)	15 x 6.00-6	15 x 6.00-6
Rear wheels (inches)	18 x 8.50-8	18 x 8.50-8
Mulching function	■	■
Part number	6165 200 0001	6165 200 0002
Price excl. VAT (£)	1,790.83	2,057.50
Price incl. VAT (£)	2,149.00	2,469.00

T5



up to approx. 6,000 m²



T6



up to approx. 10,000 m²



Model	MT 5097 C
Lawn area (m²)	up to 6,000
Cutting width (cm)	95
Engine type	B&S 4155 Series OHV
Nominal output at working speed	9.3 kW/12.6 PS 2,750 rpm
Cutting height (mm)	30–100
Grass catcher box (l)	250
Weight (kg)	246
Gearbox	Hydrostatic
Drive	Infinitely variable
Cruise control	–
LCD display	–
Front wheels (inches)	15 x 6.00-6
Rear wheels (inches)	18 x 8.50-8
Mulching function	■
Part number	6160 200 0004
Price excl. VAT (£)	2,540.83
Price incl. VAT (£)	3,049.00

Model	MT 6112 C	MT 6112 ZL	MT 6127 ZL
Lawn area (m²)	up to 8,000	up to 8,000	up to 10,000
Cutting width (cm)	110	110	125
Engine type	B&S 4175 Series OHV	B&S 7160 Series OHV (2-cyl.)	B&S 8230 Series OHV (2-cyl.)
Nominal output at working speed	9.4 kW/12.8 PS 2,750 rpm	11.5 kW/15.7 PS 2,750 rpm	14.2 kW/19.3 PS 3,000 rpm
Cutting height (mm)	30–110	30–110	30–110
Grass catcher box (l)	350	350	350
Weight (kg)	241	263	268
Gearbox	Hydrostatic	Hydrostatic	Hydrostatic
Drive	Infinitely variable	Infinitely variable	Infinitely variable
Cruise control	–	■	■
LCD display	■	■	■
Front wheels (inches)	15 x 6.00-6	16 x 7.50-8	16 x 7.50-8
Rear wheels (inches)	18 x 8.50-8	20 x 10.00-8	20 x 10.00-8
Mulching function	■	■	■
Part number	6170 200 0014	6170 200 0015	6170 200 0016
Price excl. VAT (£)	3,165.83	3,665.83	4,041.67
Price incl. VAT (£)	3,799.00	4,399.00	4,850.00



Tilting trailer
PICK UP 300



Mulching kit
AMK 097



Garden roller
AGW 098



Covering hood
AAH 300



Attachment kit with snow plough



Deflector
ADF 500

ACCESSORIES

	Designation	Part number	R4	T4	T5	T6					Price excl. VAT (£)	Price incl. VAT (£)
Covering hood	AAH 200	6907 900 3505	<input type="checkbox"/>	<input type="checkbox"/>	<input type="checkbox"/>	–	–	–	–	–	74.17	89.00
Covering hood	AAH 300	6907 700 2100	–	–	–	<input type="checkbox"/>	<input type="checkbox"/>	<input type="checkbox"/>	<input type="checkbox"/>	<input type="checkbox"/>	87.50	105.00
Tilting trailer	PICK UP 300	6907 730 5002	<input type="checkbox"/>	<input type="checkbox"/>	<input type="checkbox"/>	<input type="checkbox"/>	<input type="checkbox"/>	<input type="checkbox"/>	<input type="checkbox"/>	<input type="checkbox"/>	190.83	229.00
Float charger	ACB 010	6907 430 2501	<input type="checkbox"/>	<input type="checkbox"/>	<input type="checkbox"/>	<input type="checkbox"/>	<input type="checkbox"/>	<input type="checkbox"/>	<input type="checkbox"/>	<input type="checkbox"/>	32.50	39.00
Mulching kit 80 cm	AMK 082	6907 007 1023	<input type="checkbox"/>	–	–	–	–	–	–	–	49.17	59.00
Mulching kit 95 cm	AMK 097	6907 007 1026	–	–	–	<input type="checkbox"/>	–	–	–	–	49.17	59.00
Mulching kit 95 cm	AMK 097 S	6907 007 1011	–	<input type="checkbox"/>	–	–	–	–	–	–	29.17	35.00
Mulching kit 110 cm	AMK 112 S	6907 007 1013	–	–	<input type="checkbox"/>	–	–	–	–	–	29.17	35.00
Mulching kit 110 cm + 125 cm*	AMK 127	6907 007 1031	–	–	–	–	<input type="checkbox"/>	<input type="checkbox"/>	<input type="checkbox"/>	<input type="checkbox"/>	74.17	89.00
Garden roller	AGW 098	6907 760 3600	<input type="checkbox"/>	<input type="checkbox"/>	<input type="checkbox"/>	<input type="checkbox"/>	<input type="checkbox"/>	<input type="checkbox"/>	<input type="checkbox"/>	<input type="checkbox"/>	165.83	199.00
Deflector	ADF 400	6907 760 6925	<input type="checkbox"/>	–	–	–	–	–	–	–	54.17	65.00
Deflector	ADF 500	6907 760 6930	–	–	–	<input type="checkbox"/>	<input type="checkbox"/>	<input type="checkbox"/>	<input type="checkbox"/>	<input type="checkbox"/>	40.83	49.00
Snow clearing set ¹		6907 200 0001	–	<input type="checkbox"/>	<input type="checkbox"/>	<input type="checkbox"/>	–	–	–	–	524.17	629.00
Snow clearing set*		6907 200 0002	–	–	–	–	<input type="checkbox"/>	<input type="checkbox"/>	<input type="checkbox"/>	<input type="checkbox"/>	524.17	629.00
Diagnostic charger	ADL 012	6907 430 2505	<input type="checkbox"/>	<input type="checkbox"/>	<input type="checkbox"/>	<input type="checkbox"/>	<input type="checkbox"/>	<input type="checkbox"/>	<input type="checkbox"/>	<input type="checkbox"/>	40.83	49.00
Bumper ²	AST 062	6907 760 7300	–	<input type="checkbox"/>	–	–	–	–	–	–	41.67	50.00

An overview of emissions for all VIKING machines can be found on page 107.

¹ Bumper AST 062 is required for mounting the snow clearing set on model MT 4097 SX.

² Bumper already standard on all models except MT 4097 SX.

* Applies to the models from 2014

MR 4082

MT 4097 SX

MT 4112 S

MT 5097 C

MT 6112 C

MT 6112 ZL

MT 6127 ZL



Key

- = standard
- ☐ = can be retrofitted
- = cannot be retrofitted

- L = Luxury equipment (e.g. cruise control)
- C = Comfort (more powerful engine)
- S = Side discharge
- X = Economy model

- Hydro = Hydrostatic gearbox
- B&S = Briggs & Stratton
- Z = 2-cylinder



FRESHENING UP YOUR LAWN. THE VIKING PETROL LAWN SCARIFIER.

The LB 540 ensures that your lawn receives what it needs – air, water and nutrients for dense growth and a rich green colour. Weeds, moss, old clippings and widespread thatch are removed from the grass when scarifying. The turf is scored vertically in order to ensure good aeration and to bring nutrients down to the roots.





WELLNESS FOR YOUR LAWN. THE SCARIFIER WITH PETROL ENGINE.

The VIKING scarifier removes moss, lawn thatch, old grass clippings and weeds on a long term basis. As a result, the ground gets more air and the roots receive more water and nutrients. The working depth is adjusted precisely using the rotary handle on the handlebar, without the need to bend over. Easy to manoeuvre via double ball-bearing wheels. Blade activation is extremely simple via the large control on the handlebar. The foldable handlebar enables the lawn scarifier to be stored without taking up too much space. The AFK 050 grass catcher bag with a volume of 50 litres for holding the clippings is available as an accessory.

Model	Part number	Engine type	Working width	Working depth range	Start/stop	Price excl. VAT (£)	Price incl. VAT (£)
LB 540	6290 011 3101	Kohler Series XT-6.75 OHV SC	38 cm/15"	25 mm, 6-setting adjustment	HS/MS	499.17	599.00
Accessories	Part number	Description				Price excl. VAT (£)	Price incl. VAT (£)
AFK 050	6910 700 9600	Catcher bag with 50-litre volume				40.83	49.00

An overview of emissions for all VIKING machines can be found on page 107.
SC = SmartChoke, HS = Handlebar start, MS = Motorstop, OHV = Overhead valves

- 01 **Soft grip**
- 02 Scarifying unit **control lever**

Now with
5 year
warranty*



Scarifier

- 03 **Cutting depth setting**

- 04 **Foldable handlebar**

- 05 Powerful Kohler OHV petrol engine with **SmartChoke for easy starting**

- 06 **Carrying handle**

- 07 Double **ball-bearing wheels**

- 08 **Robust polymer housing**

- 09 **Scarifying unit** with seven double blades

- 10 Reinforced **deflector flap** with rubber splash guard

- 11 **Adjustable starter cable holder**

LB 540



Working depth adjustment: The working depth is easily adjusted using an ergonomically shaped rotary handle.



Sharp: With seven fixed double blades and an adjustable working depth with six settings, our new lawn scarifiers will cultivate your lawn gently but effectively.



SHARP AND WORK-HUNGRY. GARDEN SHREDDERS FOR A WIDE VARIETY OF APPLICATIONS.

VIKING's powerful garden shredders effectively process everything that the garden produces in the way of natural raw materials such as tree, hedge or plant cuttings. The VIKING cutting systems significantly reduce the volume of waste. The VIKING garden shredders make short work of hard branch material as well as soft organic waste such as flower cuttings or leaves.





THE RIGHT CHOICE FOR EVERY REQUIREMENT.

1. HOW MUCH AND WHAT KIND OF MATERIAL?

Please refer to the chart on the right. This will help you to understand which VIKING garden shredder is suitable for your needs both in terms of the volume of material you wish to process and the type of material being processed. The type of shredding material is also an important factor.


2. DO YOU PLAN TO USE THE SHREDDER IN A NOISE-SENSITIVE AREA?

All VIKING garden shredders are sound-proofed.

3. IS AN ELECTRICAL POWER SUPPLY AVAILABLE?

If so, you can choose from a variety of models with electric motors. If not, machines with petrol engines are the right choice. These are listed in the selection aid on the next page.


CREATING ORDER IN THE GARDEN.



SHREDDING: Shredding woody and soft garden waste creates space. It provides the basis for raw materials that make the garden flourish, because the shredding material can be used as valuable mulch or composting material.















COMPOSTING: Correctly composted shredding material contains the nutrients that your garden plants need in order to flourish. Compost can be produced and used in any garden, provided certain rules are followed.



NATURAL FERTILISATION: Self-made compost is the world's oldest and most natural form of fertiliser. Freshly shredded material is ideal for mulching flower beds, in order to improve the soil structure and protect it from drying out.

INCREASING PROCESSING QUANTITY

			
 		GE 105	
 		GE 150	
 		GE 250	GE 355
 			GB 370 S
 			GB 460

Hard shredding material



Mixed/soft shredding material



EXPLANATION OF SYMBOLS

Abbreviations

OHV = Overhead valves

B&S = Briggs&Stratton

RS = ReadyStart

Weight specifications, unless otherwise stated, relate to the net machine weight excluding fuel and lubricant (petrol, oil) or cable.

Explanation of symbols

□ = can be retrofitted

■ = as standard

- = cannot be retrofitted

ALL ABOUT SHREDDING



Provides useful tips for shredding, volume reduction and creating added value. Free from your VIKING specialist dealer.

CHIPPING AND SHREDDING. AN ELECTRIC SHREDDER FOR FINE RESULTS.

Finely shredded material is produced by the GE 105 electric shredder, which can chip branches and twigs, but also shreds soft material such as leaves or plant trimmings. Two feed openings are available, one for branch material and the other for soft shredding material.



GE 105

Versatility: Branch material with side shoots or twigs are fed into the machine via the cloverleaf opening; soft material via the rectangular opening.

The Multi-Cut 103 blade unit chips branch material and thoroughly shreds soft greenery.

- 01 Powerful electric motor** protected by an overload protection device
- 02 Wide chassis** for a high level of stability, **large wheels** for easy transport
- 03 Safety locking** is provided by an electromechanical lock using two rotary switches for even more protection
- 04 Multi-Cut 103 blade system:** multi-bucket tooth disc, reversible chipping blade and wing blade

Model	Power	Max. branch thickness Ø	Price excl. VAT (£)	Price incl. VAT (£)
GE 105	2,200 W	up to 35 mm	240.83	289.00

More information on the product range can be found from page 96.



STRONG, QUALITY BUILD. THE SHREDDER WITH CLOVERLEAF OPENING.

With a powerful motor and a special blade system, the GE 150 processes thick branch material, reducing it to a small pile of wood chippings. A short, inclined feed chute and cloverleaf opening make feeding easy and effortless.



GE 150



01 Short chute – for easy feeding

02 Multi-Cut 150 in Z arrangement: noise-reducing blade disc with sandwich construction and reversible cutting blades

03 Electromechanical safety interlock with large rotary switches for even greater safety

04 Large wheels and **wide chassis** for stability and easy transport

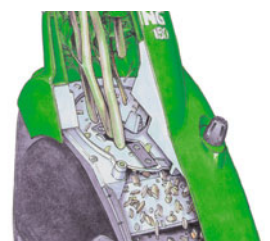
05 Powerful motor

06 Innovative switch with touch pad

Short, sound-proofed feed chute with cloverleaf opening.



Due to the patented **sandwich-type blade unit**, the shredding material is drawn in quietly and is optimally shredded with low kickback and blockage-free ejection.



Model	Power	Max. branch thickness Ø	Price excl. VAT (£)	Price incl. VAT (£)
GE 150	2,500 W	up to 35 mm	324.17	389.00

More information on the product range can be found from page 96.

THROUGH THICK AND THIN. THE MULTI-PURPOSE ELECTRIC SHREDDER.

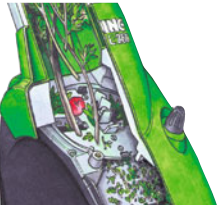
This shredder process large volumes of thick branches and bushy twigs with ease – the GE 250 model also shreds soft material such as flower cuttings and leaves.



GE 250

- 01 Large **sound-proofed feed chute** for quiet operation
- 02 Innovative switch with **touch pad**
- 03 **Powerful motor:** supplying ample power for processing large quantities of material
- 04 **Large wheels** and **wide chassis** for stability and easy transport
- 05 **Electromechanical safety interlock** with large rotary switches for additional safety
- 06 **Multi-Cut 250:** noise-reducing blade discs with sandwich construction and reversible cutting blades, shredding blades and pre-shredder. Self-feeding with low kickback

Patented cutting technology: The **Multi-Cut 250** cutting system process large amounts of plant trimmings and branch material up to a thickness of approx 30 mm.



The **Set 150** enables the GE 250 garden shredder to be converted into a powerful chipper by replacing the feed chute and cutting system.



Model	Power	Max. branch thickness Ø	Price excl. VAT (£)	Price incl. VAT (£)
GE 250	2,500 W	up to 30 mm	365.83	439.00

More information on the product range can be found from page 96.



MULTI-FUNCTIONAL MACHINES FOR HARD AND SOFT MATERIALS. ELECTRIC COMBINATION SHREDDERS.

The powerful GE 355 combination shredder is easy to fill thanks to the large feed chute. The patented BRS (Blade-rotation Reversal System) and the powerful Multi-Cut 355 cutting system make short work of either thick branches or large quantities of soft shredding material.



GE 355

- 01 Long, inclined feed chute** with **extra-large upper chute opening** for easy feeding, optimised **splash guard**
- 02 Aluminium chamber:** safe and sturdy. For greater protection when processing thick/hard branch material
- 03 High throughput** and fast processing of large quantities of bulky material
- 04 Sturdy chassis construction** and **large wheels**
- 05 Powerful motor**
- 06 Integrated transport handle**



Anti-clockwise: Tearing blades tear plant trimmings to shreds.



Clockwise: Sharp blades shred branch material into wood chippings.



Model	Power	Max. branch thickness Ø	Price excl. VAT (£)	Price incl. VAT (£)
GE 355	2,500 W	up to 35 mm	507.50	609.00

More information on the product range can be found from page 96.



DESIGNED FOR WOODY MATERIAL: THE HIGH-TORQUE PETROL CHIPPER FOR MOBILE USE.

For really thick branches, the GB 370 S garden chipper features a powerful petrol engine on a wide chassis. The Multi-Cut 370 blade unit effortlessly processes branch material up to 45 mm. Ideal for use on large plots of land and in small gardens without a power supply.



GB 370 S



- 01** Extremely powerful **easy-start 4-stroke OHV engine** with overhead valve design for quiet running and high power efficiency
- 02** **Wide chassis** with **large wheels** for easy transport and a high degree of stability
- 03** **GB 370 S cutting system:** the Multi-Cut 370 blade unit is particularly powerful, with two reversible blades and a central guide cone. The blade disc ensures optimum self-feeding of branch material up to approx. 45 mm in diameter
- 04** **Inclined feed chute** for ease of feeding with good self-feeding mechanism



By using the **SET 300** the GB 370 S is converted into a shredder, making it suitable for soft leafy garden waste. This increases the versatility of the GB 370 S.



Model	Engine type	Max. branch thickness Ø	Price excl. VAT (£)	Price incl. VAT (£)
GB 370 S	B&S 850 Series PRO OHV RS	up to 45 mm	770.83	925.00

B&S = Briggs&Stratton, RS = ReadyStart, OHV = Overhead valves
More information on the product range can be found from page 96.



SIMPLY TWICE AS GOOD. THE POWERFUL PETROL MULTI-SHREDDER WITH SEPARATE CHAMBERS.

The GB 460 petrol multi-shredder processes virtually anything – soft material as well as branches up to a thickness of 60 mm. Two separate openings ensure easy feeding and the necessary power is provided by a powerful petrol engine for even higher performance.



- 01 **Extra large upper chute** with integrated **spray protection**
- 02 **Fold-out feed chute** for branch material
- 03 Innovative **"One click/One turn" safety switch**
- 04 **Multi-Cut 450 cutting system** with innovative "twin-chamber system"
- 05 **Large pneumatic tyres** for easy transport
- 06 Newly designed **ejection chute with splash guard** for increased safety and precise ejection of the material
- 07 **Powerful, high-performance engines** with OHV technology
- 08 **Extra tool box**



Twin-chamber system for separate shredding of soft and hard material.

The straight chute with extra large feed openings ensures comfortable processing of soft material. The fold-out branch guide enables the shredding of branches.



Model	Engine type	Max. branch thickness Ø	Price excl. VAT (£)	Price incl. VAT (£)
GB 460	B&S 850 Series PRO OHV RS	up to 60 mm	1,307.50	1,569.00

B&S = Briggs&Stratton, RS = ReadyStart, OHV = Overhead valves
More information on the product range can be found from page 96.



ALL GARDEN SHREDDERS AT A GLANCE.

You can compare all the performance data for the VIKING garden shredders here. Also find out which accessories are available for the various shredders. And if you have any further questions, your VIKING specialist dealer knows the answers and will be pleased to advise you.



Model	GE 105	GE 150	GE 250	GE 355
Rated voltage	230 V~	230 V~	230 V~	230 V~
Power (W)	2,200	2,500	2,500	2,500
Speed (rpm)	2,800	2,800	2,800	2,750
Max. branch thickness Ø (mm)	up to 35	up to 35	up to 30	up to 35
Machine height (cm)	97	114	143	141
Weight (kg)	19	26	27	30
Tool	Multi-Cut 103	Multi-Cut 150	Multi-Cut 250	Multi-Cut 355
Housing	Polymer	Polymer	Polymer	Polymer
Part number	6007 011 1182	6008 011 1107	6008 011 1012	6011 011 1007
Price excl. VAT (£)	240.83	324.17	365.83	507.50
Price incl. VAT (£)	289.00	389.00	439.00	609.00

An overview of emissions for all VIKING machines can be found on page 107.



Model	GB 370 S	GB 460
Engine type	B&S 850 Series PRO OHV RS	B&S 850 Series PRO OHV RS
Nominal output at working speed	3.3 kW/4.5 PS 3,000 rpm	3.3 kW/4.5 PS 3,000 rpm
Max. branch thickness Ø (mm)	up to 45	up to 60
Machine height (cm)	140	137
Weight (kg)	45	60
Tool	Multi-Cut 370	Multi-Cut 450
Housing	Polymer/metal	Polymer/metal
Part number	6001 200 0005	6012 200 0006
Price excl. VAT (£)	770.83	1,307.50
Price incl. VAT (£)	925.00	1,569.00

Key: B&S = Briggs&Stratton, RS = ReadyStart, OHV = Overhead valves



Shredder bag
AHB 050

ACCESSORIES

	Designation	Part number						Price excl. VAT (£)	Price incl. VAT (£)
Shredder bag 50 l, self-supporting	AHB 050	6903 760 2545	<input type="checkbox"/>	<input type="checkbox"/>	<input type="checkbox"/>	<input type="checkbox"/>	<input type="checkbox"/>	20.83	25.00
Inclined feed chute incl. Multi-Cut 150	Set 150	6903 007 1011	–	–	<input type="checkbox"/>	–	–	82.50	99.00
Straight feed chute incl. Multi-Cut 350	Set 300	6903 007 1006	–	–	–	–	<input type="checkbox"/>	145.83	175.00

GE 105

GE 150

GE 250

GE 355

GB 370 S





MAKING LIGHT WORK OF ALL SOIL TYPES. THE VIKING TILLERS.

With the innovative VIKING tillers, soil cultivation is made significantly easier and faster. These powerful machines require less effort, are simple to operate and ensure very efficient working – with a sturdy construction, robust components and precisely adapted blades. Many details of the machines have been perfected and thoroughly tested during extensive trials.





45 cm

IDEAL FOR WORKING IN CONFINED AREAS.

The HB 445 with a forward gear and the HB 445 R, with an additional reverse gear, are extremely easy to manoeuvre thanks to their slim and compact design. Special anti-vibration elements spare your muscles and joints. The equipment and accessories permit flexible use under a wide variety of operating conditions. The working width, for example, can be reduced from 45 cm to 25 cm, or extended to 60 cm.



HB 445 R



- 01 Control lever for forward and reverse gear**
- 02 Handlebar **individually height-adjustable** and foldable**
- 03 Stable chassis**
- 04 Protection discs** (removable) for working between planted areas
- 05 Strong blades.** Hoe set is dividable and expandable
- 06 Impact protectors** made from high-strength plastic



Effort-saving smooth running thanks to integrated vibration damping for lengthy periods of work with improved machine guidance and less exertion required.

Model	Engine type	Working width	Drive	Price excl. VAT (£)	Price incl. VAT (£)
HB 445	B&S 450 Series E OHV	45 cm	1 forward	540.83	649.00
HB 445 R	B&S 450 Series E OHV	45 cm	1 forward, 1 reverse	574.17	689.00

B&S = Briggs&Stratton, OHV = Overhead valves
Further information on the product range as well as the comprehensive equipment and accessories options can be found on page 103.



85 cm

Tillers

POWERFUL FOR ALL LARGER AREAS.

The HB 585 with a width of 85 cm can even be used for tilling entire fields at impressive speed. Special blades break up hard and compacted soil quickly and efficiently. The working width can be reduced to 60 cm. The range of practical accessories makes both tillers very versatile.



HB 585



As awarded by The Chicago Athenaeum: Museum Of Architecture and Design.

- 01 Control lever for **forward and reverse gear**
- 02 Handlebar **height and side-adjustable** and foldable
- 03 Powerful, smooth-running **OHV engine** (overhead valves)
- 04 **Durable**, rigid cover plate with impact protectors made from high-strength plastic
- 05 Specially-shaped, strong **blades**
- 06 **Plant protection discs**, easy to remove
- 07 **Stable chassis** at rear – optimal transport position
- 08 Brake spur **comfortably adjustable from handlebar**

3-setting height-adjustable handlebar – lockable comfortably and simply with one hand, settings suitable for any body size and soil conditions.



Enhanced tilling performance thanks to high engine power and specially developed blade form with optimised intrusion sequence.



Model	Engine type	Working width	Drive	Price excl. VAT (£)	Price incl. VAT (£)
HB 585	Kohler Courage XT-6.75 OHV SC	85 cm	1 forward, 1 reverse	649.17	779.00

OHV = Overhead valves, SC = SmartChoke
Further information on the product range as well as the comprehensive equipment and accessories options can be found on page 103.





Model	HB 445	HB 445 R	HB 585
Engine type	B&S 450 Series E OHV	B&S 450 Series E OHV	Kohler Courage XT-6.75 OHV SC
Nominal output at working speed	1.7 kW/2.3 PS 3,100 rpm	1.7 kW/2.3 PS 3,100 rpm	2.3 kW/3.2 PS 3,000 rpm
Working width (cm)	45	45	85
Hoe set Ø (cm)	30	30	32
Number of hoes	(1+1) x 2	(1+1) x 2	(2+1) x 2
Drive	1 F	1 F + 1 R	1 F + 1 R
Machine weight (kg)	40	41	46
Part number	6241 011 3901	6241 011 3911	6241 011 3920
Price excl. VAT (£)	540.83	574.17	649.17
Price incl. VAT (£)	649.00	689.00	779.00

Key F = Forward gear, R = Reverse gear, B&S = Briggs&Stratton, OHV = Overhead valves, SC = SmartChoke

An overview of emissions for all VIKING machines can be found on page 107.

KOHLER.


Additional weight 2 x 9 kg
AZG 030



Hoe extension and
impact protectors
AHV 600



Cast-iron wheels
AMR 030



Ridger
AHK 700



Snorkel system for
air intake
ALA 700

ACCESSORIES

	Designation	Part number				Price excl. VAT (£)	Price incl. VAT (£)
Cast-iron wheels	AMR 030	6906 710 0915	–	–	☐	75.00	90.00
Hoe extension and impact protectors	AHV 600	6906 710 0310	☐	☐	–	41.67	50.00
Ridger	AHK 700	6906 710 1120	–	–	☐	54.17	65.00
Snorkel system for air intake	ALA 700	6906 820 0500	–	–	☐	30.00	36.00
Additional weight 2 x 6 kg	AZG 012	6906 820 0100	☐	☐	–	70.83	85.00
Additional weight 2 x 9 kg	AZG 030	6906 820 0110	–	–	☐	79.17	95.00

HB 445

HB 445 R

HB 585



GREEN RACERS. THE KID SERIES.

In addition to the premium garden power tools for grown-ups, there is a junior range for young VIKING fans. The Kid™ Series is guaranteed to provide fun for any child.



VIKING Mini Klip

The push-along lawn mower with grass catcher box and mowing noise



VIKING Junior Trac

The sturdy pedal tractor in VIKING tractor design with rollover bar and trailer



VIKING Mini Trac

The fun slide-along vehicle



VIKING Rollino

The versatile metal wheelbarrow



Product	VIKING Mini Klip	VIKING Rollino	VIKING Mini Trac	VIKING Junior Trac
Description	Children's push mower with grass catcher box and mowing noise, suitable for children from approx. 1 to 2 years	Children's metal wheelbarrow, suitable for children 3 years and up	Slide-along vehicle, suitable for children from approx. 1 to 2 years	Children's pedal tractor in the VIKING tractor design with rollover bar and trailer, suitable for children from approx 3 to 4 years
Weight (kg)	0.9	2.0	3.9	10.9
Part number	0484 545 0007	0484 545 0008	0484 545 0006	0484 545 0016
Price excl. VAT (£)	12.50	14.17	30.83	75.00
Price incl. VAT (£)	15.00	17.00	37.00	90.00

INNOVATIVE PRODUCT TECHNOLOGY. A SELECTION OF OUR BEST IDEAS FOR YOUR CONVENIENCE


QUICKFIX QUICK-CLAMPING DEVICES

Allows the lawn mower handlebar to be folded down easily in a matter of seconds without the use of tools.



FORWARD/REVERSE DRIVE

Perfect for working quickly. The simple reverse mechanism allows the driving direction of the ride-on mower to be selected using the driving direction lever.



ADJUSTABLE MONO-COMFORT HANDLEBAR

Height-adjustable to adapt to body height and for an ergonomic working posture. The mower's handlebar can be folded forwards for space-saving storage. Moreover, the mono-comfort handlebar makes removal of the grass catcher box even easier.



GRASS CATCHER BOX WITH BOW HANDLE

Allows the grass catcher box of the ride-on mower to be emptied easily and effortlessly from the driver's seat. The grass catcher box design ensures optimum filling. No clippings are left behind after emptying.



INNOVATIVE GRASS CATCHER BOX

Easy to open, empty and clean. The air vents are directed downwards so that grass and dust cannot escape upwards. Highly practical: The level indicator shows whether the grass catcher box is full during mowing operation.




ADJUSTABLE DRIVER'S SEATS

Perfect seat for all body heights: The ride-on mower driver's seats feature spring suspension and can easily be adapted without tools. Easy adjustment from the driver's seat is also possible.



BATTERY SYSTEM

Innovative, environmentally friendly and clean: The lithium-ion PRO battery technology from STIHL allows for quiet operation without emissions and cables and delivers first-class performance. Highly practical: A lithium-ion battery of this type also fits all other VIKING and STIHL machines.



CLOVERLEAF OPENING

The cloverleaf opening designed by VIKING makes it significantly easier to feed in branch material with twigs and side shoots with selected garden shredders – for effective and comfortable operation.



REVERSAL TECHNOLOGY

Shredders featuring the patented reversal technology BRS (blade rotation reverse system) shred both soft garden waste and branches with a thickness of up to 40 mm – the changeover from soft to hard material is performed in a single movement.



PATENTED CUTTING TECHNOLOGY

Shredders featuring a sandwich-type blade unit draw in shredding material quietly and shred it optimally. The patented Multi-Cut cutting system chips branch material and thoroughly shreds soft greenery. The twin-chamber system has separate feed openings for soft and hard material.



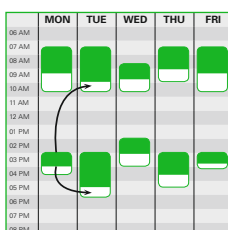
ANTI-VIBRATION ELEMENTS

Isolate the engine and handlebar from the housing on lawn mowers and tillers. Vibration at the handlebar is reduced meaning that muscles and joints are spared – for effortless working that minimises fatigue.



DYNAMIC MOWING PLAN

Our iMow robotic mowers decide automatically within a set timeframe – known as the active time – precisely when a mowing operation is to be performed. If the iMow stops work (e.g. due to rain), it catches up on lost time later.



	Guaranteed sound power level L_{WA} (dB [A])	Measured sound pressure level L_{pA} (dB [A])	Sound pressure level uncertainty factor K_{PA} (dB [A])	Vibration value ahw (m/s ²)	Uncertainty factor K (m/s ²)		Guaranteed sound power level L_{WA} (dB [A])	Measured sound pressure level L_{pA} (dB [A])	Sound pressure level uncertainty factor K_{PA} (dB [A])	Vibration value ahw (m/s ²)	Uncertainty factor K (m/s ²)
MB 248	96	85	1	4.85	2.43	MB 2 RT	94	81	2	5.90	2.36
MB 248 T	96	85	1	4.85	2.43	MB 3 RT	96	82	2	4.50	2.25
MB 253 T	98	86	1	6.40	2.56	MB 4 RT	94	82	1	3.33	1.67
MA 339	90	77	1	0.63	0.32	MB 4 RTP	93	80	1	2.40	1.20
ME 339	93	79	1	0.82	0.41	MI 632 P**	63	50	2	–	–
MA 443	94	80	2	1.70	0.85	MR 4082	100	86	2	1.00/3.90	0.40/1.90
ME 443	96	82	2	1.40	0.70	MT 4097 SX	100	86	1	0.50/2.40	0.25/1.20
MB 443 T	94	81	2	4.10	2.05	MT 4112 S	100	86	1	0.60/2.90	0.30/1.45
MB 448 T	96	83	2	3.90	1.95	MT 5097 C	100	84	2	0.50/4.00	0.25/2.00
MB 448 TC	96	83	2	3.50	1.75	MT 6112 C	100	85	2	0.50/4.40	0.25/2.20
MB 545 T	96	82	1	4.10	2.05	MT 6112 ZL	100	85	2	0.50/4.40	0.25/2.20
MB 545 VM	96	82	1	4.10	2.05	MT 6127 ZL	104	88	2	0.50/3.00	0.25/1.50
MB 545 VR	96	82	1	4.80	2.40	LB 540	94	81	2	4.12	2.06
MB 650 T	96	83	2	5.50	2.20	GE 105	104	93	3	–	–
MB 650 VM	96	81	2	3.50	1.75	GE 150	99	89	2	–	–
MB 650 VR	96	84	2	6.01	2.40	GE 250	103	92	3	–	–
MB 655 G	98	84	2	3.80	1.90	GE 355	100	94	3	–	–
MB 655 VM	98	84	2	3.80	1.90	GB 370 S	102	90	4	–	–
MB 655 VR	98	84	2	3.80	1.90	GB 460	103	95	3	–	–
MB 655 RS	98	85	2	3.50	1.75	HB 445	93	79	2	5.50	2.20
MB 755 KS	98	89	1	2.50	1.25	HB 445 R	93	79	2	5.50	2.20
						HB 585	93	80	2	4.40	2.20

*/** Does not come under the Noise Emissions Guideline 2000/14/EC

* K_{WA} 1 dB[A]

** K_{WA} 2 dB[A]

*** For ride-on mowers, these values refer to the seat/steering wheel

Uncertainty factor $K_{WA}/K_{PA}/K$ as per RL 2006/42/EC

VIKING Warranty Periods

Domestic use:

2, 3, 4, 5, 6 and R Series Lawn mowers - 5 years*

7 Series Lawn mowers - 2 years

R4, T4, T5 and T6 Series Ride-ons - 5 years*

Lawn scarifier - 5 years*

Tillers and Shredders - 2 years

*Subject to product registration and annual servicing (otherwise 2 years).

Professional/Semi-professional use:

MB 655 RS, MB 755 KS, MB 4 RTP - 1 year

Lawn scarifier - 1 year

Tillers and Shredders - 1 year

ANDREAS STIHL LTD.
Stihl House
Stanhope Road
Camberley Surrey GU15 3YT
GREAT BRITAIN

Phone: 01276-20202
Fax: 01276-670502
E-mail: custservices@stihl.co.uk
www.stihl.co.uk
www.vikingmowers.co.uk



VIKING machines provide pleasure during lawn care and throughout the garden: Comfortable and reliable, they make gardening significantly easier. They help with lawn care, in the processing of garden waste and in soil cultivation. Their easy handling save energy and demanding tasks can be performed due to the numerous innovative functions found on our machines. The wide product range ensures that the right machine is always available. For all questions regarding VIKING products and service, we recommend you contact your expert specialist dealer.

VIKING products are manufactured using modern production methods in accordance with extensive quality assurance procedures. Garden power tools are high-performance machines. They are subjected to severe wear and tear. Regular maintenance and care will ensure their reliability and long service life, which is why servicing is so important! VIKING recommends that original spare parts are used which comply with strict VIKING requirements.

VIKING supplies spare parts for many years after the sale of a machine. This is part of the VIKING company philosophy with regard to the value retention and sustainability of all VIKING quality products.

Further information is available at vikingmowers.co.uk

VIKING Approved Dealer



VIKING – A member of the STIHL Group.

VIKING reserves the right to make changes to technical specifications and equipment. The information and illustrations in this catalogue are therefore subject to alteration. This catalogue supersedes all other catalogues published to date.